

Learning with Augmented Multi-Instance View

Yue Zhu

Jianxin Wu

Yuan Jiang

Zhi-Hua Zhou

ZHUY@LAMDA.NJU.EDU.CN

WUJX2001@NJU.EDU.CN

JIANGY@LAMDA.NJU.EDU.CN

ZHOUSH@LAMDA.NJU.EDU.CN

National Key Laboratory for Novel Software Technology, Nanjing University, Nanjing 210023

Collaborative Innovation Center of Novel Software Technology and Industrialization, Nanjing 210023

Editor: Dinh Phung and Hang Li

Abstract

In this paper, we propose the Augmented Multi-Instance View (AMIV) framework to construct a better model by exploiting augmented information. For example, abstract screening tasks may be difficult because only abstract information is available, whereas the performance can be improved when the abstracts of references listed in the document can be exploited as augmented information. If each abstract is represented as an instance (i.e., a feature vector) x , then with the augmented information, it can be represented as an instance-bag pair (x, B) , where B is a bag of instances (i.e., the abstracts of references). Note that if x has a label y , then we assume that there must exist at least one instance in the bag B having the label y . We regard x and B as two views, i.e., a single-instance view augmented with a multi-instance view, and propose the *AMIV-lss* approach by establishing a latent semantic subspace between the two views. The AMIV framework can be applied when the augmented information is presented as multi-instance bags and to the best of our knowledge, such a learning with augmented multi-instance view problem has not been touched before. Experimental results on twelve *TechPaper* datasets, five *PubMed* data sets and a *WebPage* data set validate the effectiveness of our *AMIV-lss* approach.

Keywords: learning with Augmented multi-instance view, multi-view learning, multi-instance learning, semantic subspace learning, non-negative matrix factorization

1. Introduction

Abstract screening is widely used in academic paper searching applications, whose target is to tell whether a paper is related to a given topic with only abstract information available (C.-E. Brodley et al., 2012; Cohen et al., 2006). Such a binary classification task is difficult sometimes, because the words characterizing the document label might not appear in the abstract, due to the fact that authors want to stress more about their contributions in limited space. Fortunately, many online publishers provide service in the style of “Abstract + Reference free, Fulltext pay”, and thus the abstracts of references can be obtained as augmented information to improve the classification performance.

Many real applications have shown that learning performance can be improved through augmented information. For example, in an image annotation task, tags surrounding an image can be used as augmented information to facilitate the annotation. In a recommender system, both user relationship and item relationship can be regarded as augmented information to improve the recommendation performance. Some well-studied learning paradigms, including multi-modal learning and transfer learning, have demonstrated the effectiveness taking advantage of augmented infor-

mation. In multi-modal learning paradigm, such augmented information is presented as features derived from different modalities, while in transfer learning it is presented as the source domain from where knowledge are transferred to the target domain.

However, those approaches taking advantages of augmented information cannot be directly applied in this case. A specific property of abstract screening tasks with augmented information lies in the fact that, if we regard the original data as an instance (e.g., by representing the abstract as a *TF-IDF* feature vector), then the augmented information is a bag of other instances (i.e., a set of *TF-IDF* feature vectors with each corresponding to the abstract of one reference). Moreover, it is clearly not the case that all instances in the augmented bag belong to the same category as the original instance. A more reasonable assumption is that in this augmented bag, there is at least one instance belonging to the same category as the original instance. Besides, for different instances, the number of instances in their augmented bags can be different, which corresponds to the fact that different documents usually have different number of references.

We regard the original data in a single-instance view and the augmented data in a multi-instance view, thus propose the Augmented Multi-Instance View (AMIV) learning framework for tasks where augmented information can be used, and such a learning with augmented multi-instance view problem has not been studied before. Under the AMIV framework, we propose the *AMIV-lss* approach to deal with classification tasks by establishing a latent semantic subspace (LSS) in which the representation of a single-instance view instance and the representation of its corresponding augmented multi-instance view bag are close to each other.

Such AMIV framework can be applied not only in abstract screening tasks, but other situations where the augmented information is presented as multi-instance bags. For example, it is difficult to classify some twitter texts as they are too short, whereas their follow-up twitter discussions can be used as helpful augmented multi-instance view. Another example is web page classification, where we can regard the linked web pages as augmented multi-instance view for classifying a web page. Experimental results on two types of text categorization tasks, i.e., abstract screening tasks (including 12 *TechPaper* and 5 *PubMed* data sets) and web classification tasks (*WebPage* data set), validate the effectiveness of our approach making use of augmented multi-instance view.

The rest of this paper is organized as following. In Section 2, a brief review of related work is given. Then, the proposed learning framework AMIV and *AMIV-lss* approach are presented in Section 3. In Section 4, experimental results of the *AMIV-lss* approach together with several compared approaches are reported on abstract screening tasks and web classification tasks. Finally, we conclude our work and raise issues for future work in Section 5.

2. Related Work

In this section, we first introduce some state-of-the-art approaches successfully taking advantage of augmented information, then make a brief survey on related work of multi-instance learning, multi-view learning and multi-instance multi-view learning.

By leveraging augmented information in learning, one can expect a better performance to be achieved. Such an idea has been fulfilled by several learning paradigms from different perspectives, including multi-modal learning, transfer learning, etc. In multi-modal learning, different modalities can be regarded as augmented sources of information to each other. For example, in image annotation, images and surrounding text are two different modalities (Nguyen et al., 2013), and by using them together, a better performance will be achieved. In transfer learning, data in a different but

relevant source domain are utilized as augmented information to transfer knowledge to target domain (Pan and Yang, 2010). Indoor WiFi localization for instance, the signal data collected in one time period may differ from those collected in another, thus a transfer learning method is necessary in order to exploit information in a different domain (Pan et al., 2011). In applications on recommender system, Pan et al. (2010) proposed a transfer learning method to improve recommendation performance leveraging augmented information about both users and items. Besides, many studies try to incorporate data structure, which can also be regarded as a term of augmented information. Laplacian SVM, proposed by Belkin et al. (2006), is a successful example making use of manifold structure in both labeled and unlabeled data. However, the above approaches cannot be directly applied in the AMIV framework, which contains a single-instance and a multi-instance view.

Multi-instance learning (MIL) was firstly proposed by Dietterich et al. (1997) in their study on drug activity prediction. After that, many literatures are devoted to MIL, and many algorithms have been developed. To name a few, Maron and Lozano-Pérez (1997) presented the *DD* algorithm to identify the concept point and classify bags by distance between instances in the bag and the concept point. Andrews et al. (2002) generalized support vector machine algorithm to MIL via imposing additional MIL constraints. Chen et al. (2006) proposed *MILES*, transforming the multi-instance learning into single-instance learning via embedding each bag into feature space defined by instances in all training bags. Zhou et al. (2009) treated instances in bags as non-i.i.d samples and proposed *miGraph* method to take advantage of instance relationship in the bag. Foulds and Frank (2010) gave an extensive review of multi-instance learning.

Multi-view learning deals with data described in multiple views, i.e., multiple feature sets. Here, each view is a feature set, whereas for each example there is a corresponding instance in each view. The goal is to exploit the relation between the multiple views to improve performance or reduce the sample complexity. Multi-view learning has been well studied in learning with unlabeled data. Indeed the most famous multi-view learning algorithm, *co-training* (Blum and Mitchell, 1998), is a semi-supervised learning algorithm. Although it has been shown that disagreement-based approaches, such as *co-training*, do not really need the existence of multiple views, given that there are learners with sufficient diversity (Wang and Zhou, 2007, 2010b). It has also been shown that with suitable multiple views, semi-supervised learning with a single labeled example can be possible (Zhou et al., 2007). Thus, the multiple views really help. It has also been proved that by exploiting multiple views, active learning is able to achieve exponential sample complexity improvement under non-realizable case (Wang and Zhou, 2010a). Multi-view learning also provides a natural way to combine active learning with semi-supervised learning (Wang and Zhou, 2008). Note that many studies in multi-view learning tried to establish a latent subspace by assuming that instances (in different views) belong to the same example are nearby after mapping into the same latent subspace.

There are several pieces of work combining multi-instance learning and multi-view learning together. Mayo and Frank (2011) empirically investigated the benefits of multi-view multi-instance learning for supervised image classification, which trains multi-instance classifiers in each view and then ensembles them together to build the final classifier. Li et al. (2012) proposed a general method, which in every iteration, trains a classifier with a label candidate set in each view by multiple kernel learning and then updates the label candidate set via labels predicted by classifiers trained in the other views. Zhang et al. (2013) proposed *MI²LS* to solve multi-instance learning from multiple information sources, which minimizes the structure risk plus the multi-instance classification loss and the penalty on the inconsistency of the classifier in different views of the same example. Nguyen

et al. (2013) proposed *M3LDA*, a multi-view multi-instance multi-label (MIML) approach, which is able to exploit multi-modal information in MIML. All the aforementioned approaches work on multiple views, and in each an example is represented as a bag of instances or in other words, they work with two multi-instance views. In contrast, though there are two views in our AMIV setting, there is only one multi-instance view, i.e. the “reference” part. If one regards the “abstract” part as a multi-instance view, then the corresponding “reference” part will be a “set of multi-instance bags” (each bag represents an abstract of a reference) and thus, leading to an one-layer multi-instance view (the “abstract” part) and a two-layer multi-instance view (the “reference” part). This will be too complicated than necessary.

In this paper, we propose to exploit augmented information to help the original supervised learning, where the augmented information is a multi-instance view. In contrast to previous studies on multi-view multi-instance learning, in our task we have one single-instance view (the original information) and one multi-instance view (the augmented information). To the best of our knowledge, there is no study on such heterogeneous multi-view multi-instance learning before.

3. The AMIV Framework

In this section we propose the AMIV framework to solve learning with the Augmented Multi-Instance View problem via establishing a latent semantic subspace (LSS) where the representation of a single-instance view instance and the representation of its corresponding augmented multi-instance view bag are close to each other.

3.1. The Formulation

Before introducing the approach, we formulate the AMIV (learning with Augmented Multi-Instance View) framework as follows. Let \mathcal{X}_S denote the instance space (or feature space) of the original single-instance view, \mathcal{X}_A denote the instance space (or feature space) of the augmented multi-instance view and \mathcal{Y} denote the set of class labels. The task is to learn a function $f : (\mathcal{X}_S; 2^{\mathcal{X}_A}) \rightarrow \mathcal{Y}$ from a given data set $D = \{(\mathbf{x}_i, B_i, y_i) | i = 1, 2, \dots, n\}$, which maps a single instance to a class label with an augmented multi-instance view, to predict an unseen instance \mathbf{x}_{new} 's label. Here $\mathbf{x}_i \in \mathcal{X}_S$ is an instance in the original single-instance view, $B_i = \{\mathbf{b}_{i1}, \mathbf{b}_{i2}, \dots, \mathbf{b}_{in_i}\} \subseteq \mathcal{X}_A$ is the corresponding bag of size n_i in the augmented multi-instance view and $y_i \in \mathcal{Y}$ is the corresponding class label.

3.2. The AMIV-*lss* Approach

A common subspace which captures the intrinsic structure of data across multiple views will greatly alleviate the difficulty of the learning task (Guo, 2013). Inspired by such an idea, we propose the *AMIV-lss* approach under the AMIV framework, which handles classification in a latent semantic subspace (LSS) denoted as J where the representation of a single-instance view instance \mathbf{x} and the representation of its corresponding augmented multi-instance view bag B is close to each other. Directly specify representation for B is difficult because there are multiple instances with unknown labels in B , therefore we consider to find a prototype \mathbf{s} for B which can decide the bag label, and then the bag representation is transformed to the representation of \mathbf{s} in LSS J . A two stage optimization strategy is adopted: an optimal latent semantic subspace is learned in the first stage, and then a maximum margin classifier is trained in the second stage.

3.2.1. LEARNING INSTANCE REPRESENTATION

Let $X = [\mathbf{x}_1, \mathbf{x}_2, \dots, \mathbf{x}_n] \in \mathbb{R}^{d \times n}$ denote n instances in the single-instance view, and let $P_X = [\mathbf{p}_{x_1}, \mathbf{p}_{x_2}, \dots, \mathbf{p}_{x_n}] \in \mathbb{R}^{t \times n}$ denote the representation of X in LSS J where \mathbf{p}_{x_i} is the representation of x_i . Denote by $Q = [\mathbf{q}_1, \mathbf{q}_2, \dots, \mathbf{q}_t]^\top \in \mathbb{R}^{t \times d}$ the basis of LSS J , then we have $X^\top = P_X^\top Q$.

Such a representation is useful for real applications, especially those with text (Foltz et al., 1998). Specifically, X is an item-word matrix which indicates the semantic relationship between items and words, and $X^\top = P_X^\top Q$ models such semantic relationship by interaction between semantic topic patterns of items and word patterns of semantic topics, where \mathbf{p}_x in P_X stands for the pattern of t semantic topics of x and \mathbf{q} in Q represents the word present pattern of a semantic topic.

Because P_X and Q represent semantic topic patterns and word present patterns respectively, both of them should be non-negative. Note that only small quantities of semantic topics are related to main topic of an item and words presented in a certain semantic topic are much fewer than those in the whole dictionary, thus both P_X and Q should be sparse.

In order to establish the latent semantic subspace (LSS) and obtain representations of instances in that space, we follow a non-negative matrix factorization (NMF) framework (Hsieh and Dhillon, 2011) as

$$\min_{P_X \geq 0, Q \geq 0} \left\| X^\top - P_X^\top Q \right\|_F^2 + \Omega(P_X, Q) \quad (1)$$

where $\Omega(P_X, Q) = \|P_X\|_1 + \|Q\|_1$.

Let $Z = [B_1, B_2, \dots, B_n] \in \mathbb{R}^{d \times r}$ denote the instances in the augmented multi-instance view where $r = \sum_{i=1}^n n_i$ and $P_Z = [P_{B_1}, P_{B_2}, \dots, P_{B_n}] \in \mathbb{R}^{t \times r}$ denote the representation of Z in the LSS J where $P_{B_i} = [\mathbf{p}_{b_{i1}}, \mathbf{p}_{b_{i2}}, \dots, \mathbf{p}_{b_{i, n_i}}]$ with each $\mathbf{p}_{b_{ij}}$ denoting the representation of b_{ij} . Similarly, we have

$$\min_{P_Z \geq 0, Q \geq 0} \left\| Z^\top - P_Z^\top Q \right\|_F^2 + \Omega(P_Z, Q). \quad (2)$$

3.2.2. LEARNING BAG REPRESENTATION

Although instance representation in the LSS J is given, one still cannot specify the representation of a bag directly in that space, because there are multiple instances with unknown labels in that bag. To identify the bag representation, we first define a key prototype s for bag B which can decide the B 's label. Let $S = [\mathbf{s}_1, \mathbf{s}_2, \dots, \mathbf{s}_n] \in \mathbb{R}^{d \times n}$ denote the space where the key prototypes live, with each \mathbf{s}_i representing the key prototype of B_i and let $P_S = [\mathbf{p}_{s_1}, \mathbf{p}_{s_2}, \dots, \mathbf{p}_{s_n}] \in \mathbb{R}^{t \times n}$ denote the representation of S . That is, \mathbf{p}_{s_i} is the bag representation of B_i . Similarly to Eq.(2), we have

$$\min_{P_S \geq 0, Q \geq 0} \left\| S^\top - P_S^\top Q \right\|_F^2 + \Omega(P_S, Q). \quad (3)$$

One straightforward idea for specifying the key prototype of a bag is to take the center of instances in that bag. However, this strategy may be risky, e.g., if a positive bag hold much more negative instances than positive ones, then the center of it will be negative, just the opposite to the bag label. In this case, taking center will be misleading and may cause degeneration of performance. To reduce this risk, instance specific weighting can be taken into account. Given x in the single-instance view, the closer an instance in corresponding bag B is to x , the higher probability it will have the same label as x , thus the larger instance weight it should take. There comes another

problem that distance comparison among instances becomes unreliable, when met the situation that instances are of high dimension and sparsity.

In order to handle the above problems, a locally linear assumption (Roweis and Saul, 2000) is brought in to specify key prototypes. We assume that prototype s_i of bag B_i is the linear combination of intra bag instances in the neighborhood of x_i , where the neighborhood is defined in the LSS J . We define neighbor indicator vector of B_i as δ_i and k nearest neighbors as N_k . Thus, if $\mathbf{p}_{b_{ij}} \in N_k(\mathbf{p}_{x_i})$, then $\delta_{ij} = 1$; otherwise, $\delta_{ij} = 0$. Let α_i be the linear combination coefficient vector of B_i , then we have $s_i = B_i \alpha_i$. Each coefficient in α_i is decided by distance inverse weighting, $\alpha_{ij} = \exp(-dist_{ij}^2) \delta_{ij} / (\sum_{j=1}^{n_i} \exp(-dist_{ij}^2) \delta_{ij})$, where \exp is the exponential function and $dist_{ij}$ is the Euclidean distance between \mathbf{p}_{x_i} and $\mathbf{p}_{b_{ij}}$, $dist_{ij} = \|\mathbf{p}_{x_i} - \mathbf{p}_{b_{ij}}\|_2$. We rewrite S as

$$S = [s_1, s_2, \dots, s_n], \text{ with } s_i = \sum_{j=1}^{n_i} \frac{\exp(-\|\mathbf{p}_{x_i} - \mathbf{p}_{b_{ij}}\|_2^2) \delta_{ij} \mathbf{b}_{ij}}{\sum_{j=1}^{n_i} \exp(-\|\mathbf{p}_{x_i} - \mathbf{p}_{b_{ij}}\|_2^2) \delta_{ij}}, \forall s_i \in S. \quad (4)$$

3.2.3. TWO STAGE OPTIMIZATION

We will propose a two stage optimization strategy. In the first stage, we learn an optimal latent semantic subspace where representation of a single instance view instance x and that of its corresponding multi-instance view bag B is similar. In the second stage, we train a classifier in that space. Defining $P = [P_X, P_Z, P_S]$ and combining Eqs.(1)-(3) together, we have

$$\min_{P \geq 0, Q \geq 0} \left\| [X, Z, S]^\top - [P_X, P_Z, P_S]^\top Q \right\|_F^2 + \Omega(P, Q). \quad (5)$$

As previously mentioned, in the LSS J , the representation of single-instance view instance and that of its corresponding augmented multi-instance view bag should be close to each other. Namely, P_X and P_S should be similar, and thus we take a $\|P_X - P_S\|_F^2$ term besides $\|P\|_1$ and $\|Q\|_1$ in $\Omega(P, Q)$. Then, the first stage optimization casts as

$$(P^*, Q^*) = \arg \min_{P \geq 0, Q \geq 0} \left\| [X, Z, S]^\top - P^\top Q \right\|_F^2 + \lambda_1 \|P_X - P_S\|_F^2 + \lambda_2 (\|P\|_1 + \|Q\|_1), \quad (6)$$

where Q^* is the basis of the optimal latent semantic subspace J^* , and $P^* = [P_X^*, P_Z^*, P_S^*]$ is the representations in J^* , and λ_1 and λ_2 are two parameters to trade off.

In the second stage, in order to handle classification task in LSS J^* , we train a maximum margin classification model w^* with an additional constraint that representation of a prototype s_i should hold the same label as representation of corresponding single-instance view instance x_i . The second stage optimization casts as

$$\begin{aligned} w^* &= \arg \min_w \frac{1}{2} \|w\|_2^2 + C \sum_{i=1}^n \xi_i \\ \text{s.t.} \quad & y_i w^\top \mathbf{p}_{x_i}^* \geq 1 - \xi_i \\ & y_i w^\top \mathbf{p}_{s_i}^* \geq 1 - \xi_i \\ & \xi_i \geq 0, i = 1, 2, \dots, n \end{aligned} \quad (7)$$

Algorithm 1 The *AMIV-lss* Approach

Input: Training Data $(\mathbf{x}_i, B_i, y_i), i = 1, 2, \dots, n$

Output: Q, \mathbf{w}

Process:

- 1: Initialize P_X, P_Z and $Q \leftarrow$ Eq.(10);
 - 2: **repeat:**
 - 3: Update prototypes $S \leftarrow$ Eq.(4);
 - 4: Fix S and P_Z , update P_X, P_S and $Q \leftarrow$ Eq.(8);
 - 5: Fix S, P_X, P_S and Q , update $P_Z \leftarrow$ Eq.(9);
 - 6: **until** the maximum iteration is reached.
 - 7: Given P_X and P_S , solve $\mathbf{w} \leftarrow$ Eq.(7);
-

3.2.4. OPTIMIZATION ALGORITHM

In the first stage, the objective function in Eq.(6) involves S, P_X, P_Z, P_S and Q , and it is not easy to optimize with respect to all of them jointly. Therefore, an alternative optimization is applied to solve Eq.(6). Specifically, in each iteration, to learn the bag representation we firstly update prototypes S via Eq.(4). For fixed S and P_Z , optimizing Eq.(6) is equivalent to optimizing

$$\min_{P_X \geq 0, P_S \geq 0, Q \geq 0} \left\| [X, S]^\top - [P_X, P_S]^\top Q \right\|_F^2 + \lambda_1 \|P_X - P_S\|_F^2 + \lambda_2 (\|P_X\|_1 + \|P_S\|_1 + \|Q\|_1), \quad (8)$$

and we update P_X, P_S and Q by solving Eq.(8). Finally, with fixed S, P_X, P_S and Q , optimizing Eq.(6) is equivalent to learning the representation of Z as

$$\min_{P_Z \geq 0} \left\| Z^\top - P_Z^\top Q \right\|_F^2 + \lambda_2 \|P_Z\|_1, \quad (9)$$

therefor we update P_Z via solving Eq.(9). After the first stage is finished, with optimal P_X^* and P_S^* obtained, we learn the optimal classifier \mathbf{w}^* according to Eq.(7) in the second stage.

Moreover, in order to get the algorithm started, we initialize P_X, P_Z and Q via solving

$$\min_{P_X \geq 0, P_Z \geq 0, Q \geq 0} \left\| [X, Z]^\top - [P_X, P_Z]^\top Q \right\|_F^2 + \lambda_2 (\|P_X\|_1 + \|P_Z\|_1 + \|Q\|_1), \quad (10)$$

and Algorithm 1 summarizes the *AMIV-lss* approach.

In further detail, we iteratively solve one variable with the other two variables fixed, so as to solve Eq.(8) whose objective function is hard to optimize with respect to P_X, P_S and Q jointly. With P_X and Q fixed, we solve Eq.(8) with respect to P_S by solving Eq.(11) equivalently.

$$\min_{P_S \geq 0} \|S^\top - P_S^\top Q\|_F^2 + \lambda_1 \|P_S - P_X\|_F^2 + \lambda_2 \|P_S\|_1. \quad (11)$$

Then, with P_S and Q fixed, we solve Eq.(8) with respect to P_X via solving Eq.(12) equivalently.

$$\min_{P_X \geq 0} \|X^\top - P_X^\top Q\|_F^2 + \lambda_1 \|P_X - P_S\|_F^2 + \lambda_2 \|P_X\|_1. \quad (12)$$

Finally, with P_X and P_S fixed, we solve Eq.(8) with respect to Q by equivalently solving

$$\min_{Q \geq 0} \left\| [X, S]^\top - [P_X, P_S]^\top Q \right\|_F^2 + \lambda_2 \|Q\|_1. \quad (13)$$

In order to solve Eq.(10), similarly to Eq.(8), we iteratively fix $[P_X, P_Z]$, solve Eq.(10) with respect to Q , and fix Q , solve Eq.(10) with respect to $[P_X, P_Z]$. More specifically, the former is equivalent to solving Q by

$$\min_{Q \geq 0} \left\| [X, Z]^\top - [P_X, P_Z]^\top Q \right\|_F^2 + \lambda_2 \|Q\|_1, \quad (14)$$

and the latter is equivalent to solving $[P_X, P_Z]$ via

$$\min_{[P_X, P_Z] \geq 0} \left\| [X, Z]^\top - [P_X, P_Z]^\top Q \right\|_F^2 + \lambda_2 \|[P_X, P_Z]\|_1. \quad (15)$$

In order to deal with optimization for Eqs.(8)-(15), a greedy coordinate descend method is applied (Hsieh and Dhillon, 2011), that one variable update rule is as

$$\begin{aligned} P_{ir} &\leftarrow \max(0, P_{ir} - G_{P_{ir}}/H_{P_{ii}}), \\ Q_{ir} &\leftarrow \max(0, Q_{ir} - G_{Q_{ir}}/H_{Q_{ii}}), \end{aligned} \quad (16)$$

where G is the gradient of the objective function $f(P, Q)$ and H is the Hessian of $f(P, Q)$.

In order to solve Eq.(7), firstly we construct a new set of data organized as $[P_X, P_S]$ and corresponding label vector as $\begin{bmatrix} \mathbf{y} \\ \mathbf{y} \end{bmatrix}$. Then *liblinear* (Fan et al., 2008) is applied to get the optimal solution \mathbf{w}^* .

In prediction stage, given a new instance \mathbf{x}_{new} and previously learned Q^* and \mathbf{w}^* , our task is to predict the corresponding label y_{new} . Firstly, we obtain the representation of \mathbf{x}_{new} in J^* via solving

$$\mathbf{p}_{\mathbf{x}_{new}}^* = \arg \min_{\mathbf{p}_{\mathbf{x}_{new}} \geq 0} \|\mathbf{x}_{new}^\top - \mathbf{p}_{\mathbf{x}_{new}}^\top Q^*\|_F^2 + \lambda_2 \|\mathbf{p}_{\mathbf{x}_{new}}\|_1.$$

Then we predict y_{new} by

$$y_{new} = \text{sign}(\mathbf{w}^{*\top} \mathbf{p}_{\mathbf{x}_{new}}^*).$$

4. Experiment

In this section, we evaluate our approach *AMIV-lss* on abstract screening tasks (i.e. the *TechPaper* and the *Pubmed* data sets) and web page classification tasks (i.e. the *WebPage* data set). The experimental results validate the effectiveness of the *AMIV-lss* approach which takes advantage of augmented multi-instance view.

4.1. Data Sets

We construct a number of applications of abstract screening tasks, including the *TechPaper* data sets and *PubMed* data sets. Moreover, we also build the *WebPage* data sets from web page classification applications, so as to show that our framework and approach can be applied to other application fields with augmented information presented as multi-instance bags. The data sets will be publicly available.

Table 1: *TechPaper* Data Sets. #obj denotes the number of instances in the single-instance view (also the number of bags in the augmented multi-instance view); #inst represents the total number of instances in both single-instance and augmented multi-instance views; #inst/bag is the average number of instances per bag in the augmented multi-instance view.

	<i>AL</i>	<i>CLST</i>	<i>DPL</i>	<i>MTCL</i>	<i>MIL</i>	<i>MLL</i>	<i>MTL</i>	<i>MVL</i>	<i>OL</i>	<i>RL</i>	<i>SSL</i>	<i>TL</i>
#obj	462	378	354	418	438	398	418	458	438	376	448	400
#inst	8,812	7,468	6,048	8,280	8,238	7,470	7,971	8,69	7,803	6,983	8,184	7,361
#inst/bag	18.07	18.76	16.08	18.81	17.81	17.77	18.07	17.05	16.82	17.57	17.27	17.40

Table 2: *PubMed* Data Sets. #obj denotes the number of instances in the single-instance view (also the number of bags in the augmented multi-instance view); #inst represents the total number of instances in both single-instance and augmented multi-instance views; #inst/bag is the average number of instances per bag in the augmented multi-instance view.

	<i>ADHD</i>	<i>Antihistamines</i>	<i>Estrogens</i>	<i>OralHypoglycemics</i>	<i>UrinaryIncontinence</i>
#obj	849	306	368	422	327
#inst	16,674	6,021	7,213	8,222	6,462
#inst/bag	19.64	19.67	19.60	19.48	19.76

4.1.1. The 12 *TechPaper* Data Sets

We select 12 topics in machine learning fields, including *active learning (AL)*, *clustering (CLST)*, *deep learning (DPL)*, *metric learning (MTCL)*, *multi-instance learning (MIL)*, *multi-label learning (MLL)*, *multi-task learning (MTL)*, *multi-view learning (MVL)*, *online learning (OL)*, *reinforcement learning (RL)*, *semi-supervised learning (SSL)* and *transfer learning (TFL)*. Then we download abstracts of both academic papers on those topics (for single-instance view) and corresponding references (for multi-instance view) by applying Microsoft Academic Search API. For each abstract, we extract the *TF-IDF* (Jones, 1972) feature to construct an instance and there are 46,531 instances in all. One vs. the rest strategy is adopted to construct data sets and for each topic a same number of negative instances and positive instances are randomly selected to construct the single-instance view, then instances for corresponding references are packaged to build bags in the augmented multi-instance view. The detail of *TechPaper* data set is exhibited as Table 1. #obj stands for the number of origin papers. Note that it is the number of instances in the single-instance view and is also the number of bags in the augmented multi-instance view; #inst represents the total number of instances in both single-instance view and augmented multi-instance view; #inst/bag is the average number of instances per bag in the augmented multi-instance view.

4.1.2. The 5 *PubMed* Data Sets

We obtain the Gold standard data file of drug review topics from Cohen et al. (2006), which contains PubMed ID and Article Triage Status. Then we download abstracts of both papers (for single-instance view) and their references (for multi-instance view) according to PubMed ID. The similar to *TechPaper* datasets, we extract *TF-IDF* (Jones, 1972) feature to build both single-instance view

and multi-instance view. We construct 5 data sets in all, including *ADHD*, *Antihistamines(AH)*, *Estrogens(EG)*, *OralHypoglycemics(OH)* and *UrinaryIncontinence(UI)*. Note that in *PubMed* Data sets, positive instances are much fewer than negative ones (the proportion of positive instances is less than 0.1). The detail of *PubMed* data set is exhibited as Table 2.

4.1.3. The WebPage Data Set

We reconstruct the *MILWEB* (Zhou et al., 2005) data to the AMIV format. The original data set contains 113 web index pages and 3,423 linked web pages, which are labeled by 9 volunteers according to their interests. Therefore, there are 9 versions. Here we also extract the *TF-IDF* (Jones, 1972) feature to construct an instance for each page, thus the single-instance view is composed of instances for original 113 pages and the augmented multi-instance view is composed of bags of instances for corresponding linked pages. In detail, each data set of *WebPage* contains 3,536 instances in all, with 113 instances in the single-instance view and 113 bags in the augmented multi-instance view. In average, each bag holds 30.29 instances.

For all above data sets, we run 10 times hold-out tests, in each run, 4/5 data are used for training and the rest 1/5 for testing. Average performance and standard deviations of the 10 runs are reported.

4.2. Compared Approaches

We compare the *AMIV-ISS* approach with two single view learning approaches *Standard* and *SV-mil*, two variants of multi-view learning approaches *Concatenation* and *MV-sil*, one variant of multi-instance learning approach *Amil*, one variant of semi-supervised learning approach *AlapSVM* and one variant of a multi-instance multi-source approach *AMI2LS*. Because the experiments are held on text data sets, all of aforementioned approaches are based on linear SVM.

- **Standard**: On the only original single-instance view, a linear *SVM* is trained.
- **SV-mil**: On the only multi-instance view, the popular used multi-instance learning approach *miSVM* (Andrews et al., 2002) is applied.
- **Concatenation (Conc)**: Firstly each single view instance and its corresponding bag of instances in the augmented view is concatenated into one feature vector, then a linear *SVM* is trained on the new concatenated instances. Note that if the number of instances in bags is not equal, feature vectors of concatenated instances will have different length. In this case, the shorter is supplemented with 0 until the same length of feature vector is achieved.
- **MV-sil**: By taking average of instances in each bag, the augmented multi-instance view is transformed into a single instance view, thus traditional multi-view format data is obtained. Then NMF (Hsieh and Dhillon, 2011) is applied to learn a semantic subspace between views. Finally, a linear *SVM* is trained in that space. *MV-sil* approach can be regarded as the degenerated version of the *AMIV-ISS* approach with fixed prototypes.
- **Amil**: By taking each instance in the single-instance view as a bag with only one instance and combining those special bags and bags in the augmented multi-instance view together, the original AMIV data are reformed in a MIL data format. Then *miSVM* (Andrews et al., 2002) is applied on the reformed MIL data.

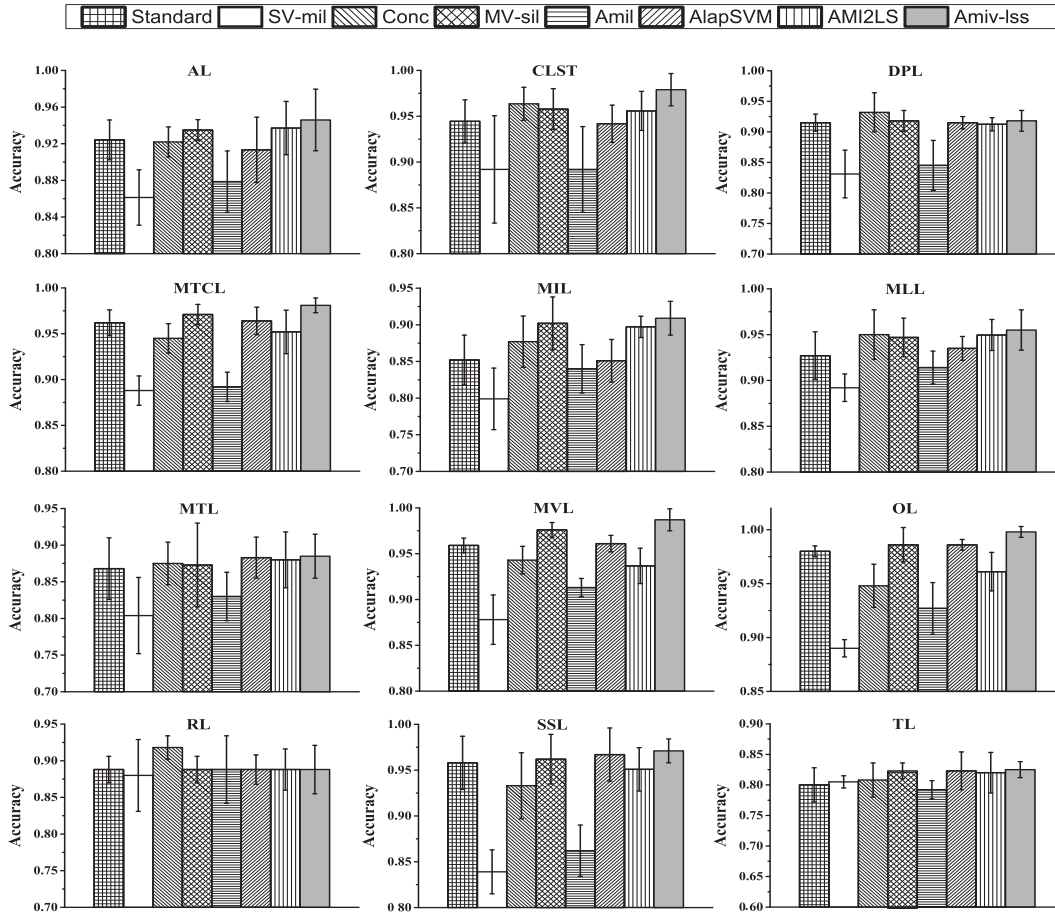


Figure 1: Performance comparison (accuracy) on the twelve *TechPaper* data sets

- **AlapSVM**: On AMIV format data, regarding the instances in the single-instance view as labeled data and those in the augmented multi-instance view as unlabeled data, linear *Laplacian SVM* (*LapSVM*) (Belkin et al., 2006) is applied.
- **AMI2LS**: We adapt *MI²LS* (Zhang et al., 2013) approach to the AMIV framework by considering bag level consistency. We take average of a bag as its representative, then the bag level consistency constraint is that output values of classifiers on both single-view instance and its corresponding multi-instance view bag representative are similar.

For *SVM* tools applied in baselines and our approach, *liblinear* (Fan et al., 2008) is adopted and the parameter *C* is set as 1.0. In our *AMIV-lss* approach, for latent subspace dimension *t*, $\lambda_1(\lambda_2)$ and neighborhood size *k*, they are tuned by 5-fold cross validation in range of [10, 20, 50], $[2^{-11}, 2^{-9}, \dots, 2^{-3}]$ and [1, 3, 5, 10], respectively, on training set. Besides, we set maximum iteration number as 50. For compared approaches, the other parameters are also tuned by 5-fold cross validation on training set.

Table 3: Performance comparison (F1 score) on the twelve *TechPaper* data sets. ●(○) indicates that *AMIV-lss* is significantly better(worse) than the compared method (paired t-tests at 95% significance level). Bolder font indicates the best result achieved on the corresponding data set.

	<i>Standard</i>	<i>SV-mil</i>	<i>Conc</i>	<i>MV-sil</i>	<i>Amil</i>	<i>AlapSVM</i>	<i>AMI2LS</i>	<i>AMIV-lss</i>
<i>AL</i>	.923±.035●	.852±.033●	.920±.016●	.935±.011●	.873±.035●	.912±.037●	.937±.029	.946±.012
<i>CLST</i>	.944±.018●	.881±.073●	.960±.018	.957±.023	.885±.055●	.942±.020●	.960±.021	.961±.013
<i>DPL</i>	.914±.014	.833±.045●	.932±.022 ○	.912±.014	.853±.027●	.908±.009●	.912±.009	.916±.018
<i>MTCL</i>	.961±.014●	.896±.024●	.944±.015●	.971±.009●	.909±.019●	.945±.016●	.953±.021●	.981±.008
<i>MIL</i>	.854±.031●	.797±.028●	.877±.031●	.881±.031	.823±.047●	.839±.032●	.897±.014	.909±.021
<i>MLL</i>	.927±.026●	.907±.015●	.949±.037	.943±.020	.917±.016●	.924±.018●	.950±.017	.950±.032
<i>MTL</i>	.869±.041●	.814±.030●	.871±.032	.874±.057	.844±.044●	.880±.025	.881±.030	.884±.037
<i>MVL</i>	.958±.008●	.893±.027●	.941±.016●	.963±.008●	.909±.018●	.951±.015●	.938±.018●	.985±.008
<i>OL</i>	.979±.004●	.900±.028●	.947±.021●	.974±.026●	.925±.015●	.970±.009●	.961±.018●	.998±.005
<i>RL</i>	.892±.022	.878±.025●	.919±.024 ○	.873±.030●	.891±.036	.892±.022	.895±.023	.895±.030
<i>SSL</i>	.955±.023●	.845±.014●	.950±.028●	.963±.027●	.880±.023●	.960±.029	.950±.014●	.971±.013
<i>TL</i>	.805±.029●	.789±.017●	.805±.027●	.818±.007●	.809±.025●	.823±.030	.821±.033	.834±.012

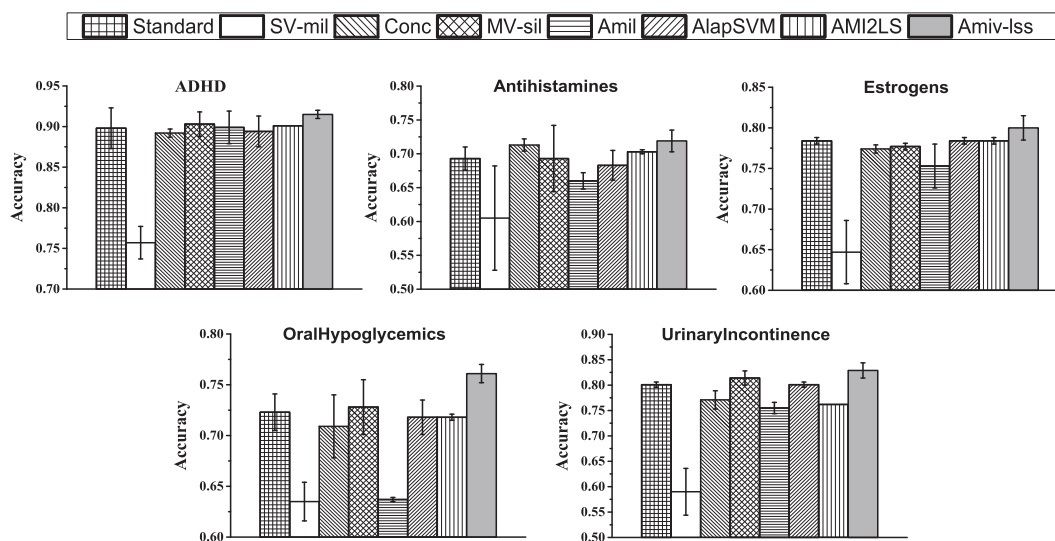


Figure 2: Performance comparison (accuracy) on the five *PubMed* data sets

Table 4: Performance comparison (F1 score) on the five *PubMed* data sets. ●(○) indicates that *AMIV-lss* is significantly better(worse) than the compared method (paired t-tests at 95% significance level). Bolder font indicates the best result achieved on the corresponding data set. – means that all the instances are classified to be negative.

	<i>Standard</i>	<i>SV-mil</i>	<i>Conc</i>	<i>MV-sil</i>	<i>Amil</i>	<i>AlapSVM</i>	<i>AMI2LS</i>	<i>AMIV-lss</i>
<i>ADHD</i>	.219±.161●	.199±.032●	.232±.042●	.336±.159●	.370±.060●	.226±.115●	–	.489±.002
<i>AH</i>	.214±.064●	.261±.110●	.370±.022	.341±.021●	.370±.035	.214±.064●	–	.370±.053
<i>EG</i>	–	.212±.110●	–	–	.395±.030●	–	–	.439±.032
<i>OH</i>	.228±.114●	.259±.018●	.248±.124●	.327±.063●	.330±.045●	.214±.120●	–	.454±.011
<i>UI</i>	.389±.053●	.189±.126●	.286±.057●	.553±.027	.493±.029●	.389±.053●	–	.576±.069

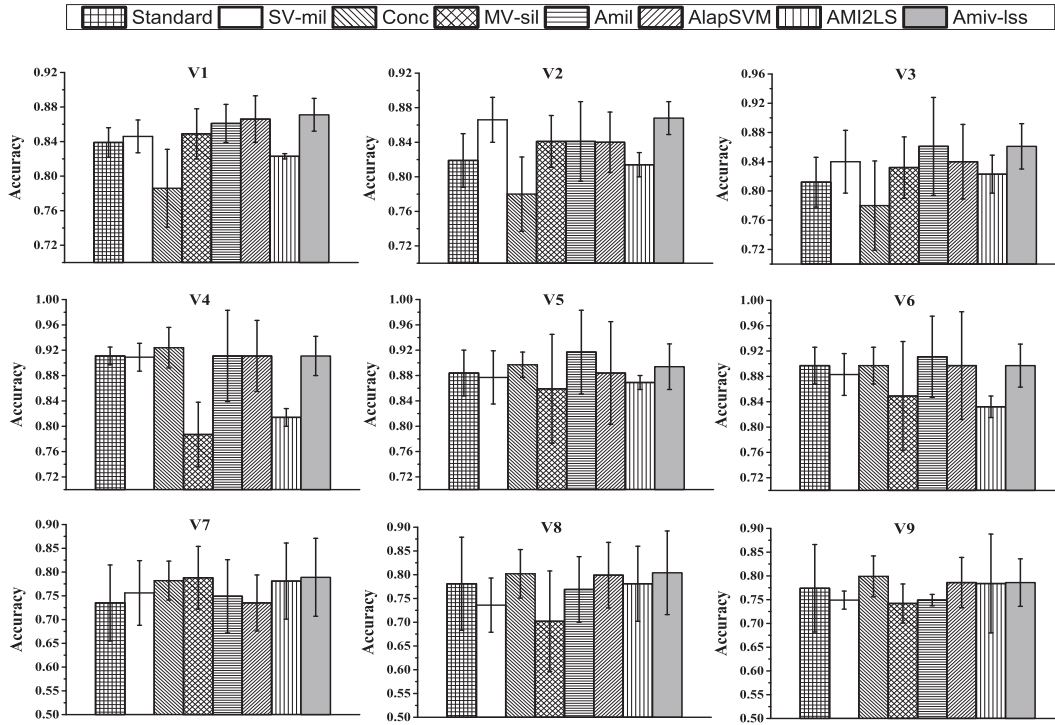


Figure 3: Performance comparison (accuracy) on the nine *WebPage* data sets

4.3. Results

Figures 1 and 2 exhibit the classification results of aforementioned approaches on abstract screening data sets, *TechPaper* data sets and *PubMed* data sets respectively. As the results indicate, our approach *AMIV-Iss* achieves the best performance on 15 data sets and the second-best performance on the rest 2 data sets.

The *Concatenation* approach, concatenating two views together, tries to directly make use of augmented information, while the *MV-sil* approach transforms the AMIV problem into traditional multi-view learning problem which take advantage of intrinsic relationship between different views. However, as we can see, sometimes they even get worse performance than the two single view baselines. Such degenerated performance is due to the noise brought by the augmented information. *AMIV-Iss* is more stable on the other hand, which alleviates the negative influence of noisy data by special designed key prototypes and learns the semantic representation, and outperforms *Concatenation* and *MV-sil* in most cases.

Amil which uses both single-instance view and augmented multi-instance view, always achieves better performance than *SV-mil* which uses multi-instance view only. However, *Amil* obtains worse performance than *AMIV-Iss* in most cases, though making use of both views as well. This may be due to the fact that *AMIV-Iss* exploit the data structure across multiple views, while *Amil* regard each view independently.

AlapSVM, applying *LapSVM* (Belkin et al., 2006) on the AMIV data, takes the instances in the single-instance view as labeled data and those in the augmented view as unlabeled data and exploits manifold structure among instances. As a result, it achieves better performance than the single view

baselines. However, *AlapSVM* is not the best choice for the AMIV data setting, because in the multi-instance view, instances are not only unlabeled data, we also have label information on bags. Without considering such information, *AlapSVM* performs worse than *AMIV-lss* which takes bag information into account.

AMI2LS is a variant of *MI²LS* (Zhang et al., 2013) approach, which is adapted to the AMIV framework by considering bag level consistency via using bag center. As bag center may hold an opposite label to the origin bag, thus to fit such bag level consistency constraint may degenerate the performance due to such noisy bag representatives. As shown in result tables, *AMIV-lss* outperforms *AMI2LS* in most cases.

Tables 3 and 4 summarize the F1 score of aforementioned approaches on abstract screening data sets. As seen, *AMIV-lss* outperforms other approaches on most data sets. In *AMIV-lss*, the prototype of a bag is the linear combination of nearest neighbors of corresponding labeled single-instance view instance in the semantic subspace with distance inverse weight, thus it is more likely to keep key information of the bag. As a result, *AMIV-lss* will predict more positive instances precisely.

The AMIV framework can be applied in not only abstract screening tasks, but other situations where augmented information is presented as multi-instance view bags. Figure 3 shows the results of aforementioned approaches on web page classification tasks (i.e. the *WebPage* Data Set), in which the augmented multi-instance bags are linked web pages. As we can see, *AMIV-lss* won the first prize in 5 data sets and the second prize in the rest 4. *Concatenation* and *Amil* also won the first prize for some time, but they may obtain poor performance in other cases, while *AMIV-lss* on the other hand is more stable with good performance.

For the convergence issue, the algorithm converges empirically: the relative difference of objective value drops below 10^{-5} after 10-20 iterations in most cases. For the running time issue, a coordinate descent method is applied to solve the matrix factorization problem of Eq. (6), of which in each iteration, the time complexity is approximately $O(md)$, where m is the number of rows and d is the number of columns. For the worst case that the algorithm stops when the maximum iteration number is reached, the algorithm scales almost linearly with respect to the number of instances with fixed d . Note that our work focus on prediction time, because we need to predict the label quickly when an abstract is screened, whereas the training of the prediction model can be run offline.

5. Conclusion

In this paper, we propose the AMIV (learning with Augmented Multi-Instance View) framework for tasks where a better model can be learned by exploiting a new style of augmented information presented as multi-instance bags. To the best of our knowledge, such a learning with augmented multi-instance view problem has not been touched before. Under the AMIV framework, we propose the *AMIV-lss* to solve this problem via establishing a latent semantic subspace between the two views. Experimental results validate the effectiveness of *AMIV-lss* while single view only or directly applying multi-view/multi-instance approaches get unsatisfactory results. Our work is under a single label setting, yet in real applications, an instance may possess several labels simultaneously. Therefore, it is interesting to study the AMIV framework for multi-label learning in the future.

Acknowledgments

The authors want to thank anonymous reviewers for helpful comments and suggestions, and thank W.-J. Li and Y.-F. Li for reading the draft. This research was supported by the National Key Basic Research Program of China (2014CB340501), the National Science Foundation of China (61273301, 61333014), and the Collaborative Innovation Center of Novel Software Technology and Industrialization. Z.-H. Zhou is the corresponding author of the paper.

References

- S. Andrews, I. Tsochantaridis, and T. Hofmann. Support vector machines for multiple-instance learning. In *Advances in Neural Information Processing Systems 15*, pages 561–568, 2002.
- M. Belkin, P. Niyogi, and V. Sindhwani. Manifold regularization: a geometric framework for learning from labeled and unlabeled examples. *Journal of Machine Learning Research*, 7:2399–2434, 2006.
- A. Blum and T. Mitchell. Combining labeled and unlabeled data with co-training. In *Proceedings of the 11th Conference on Computational Learning Theory*, pages 92–100, 1998.
- C.-E. Brodley, U. Rebbapragada, K. Small, and B. Wallace. Challenges and opportunities in applied machine learning. *AI Magazine*, 33(1):11–24, 2012.
- Y.-X. Chen, J.-B. Bi, and J.-Z. Wang. Miles: Multiple-instance learning via embedded instance selection. *IEEE Transactions on Pattern Analysis and Machine Intelligence*, 28(12):1931–1947, 2006.
- A.-M. Cohen, W.-R. Hersh, K. Peterson, and P.-Y. Yen. Reducing workload in systematic review preparation using automated citation classification. *Journal of the American Medical Informatics Association*, 13(2):206–219, 2006.
- T.-G. Dietterich, R.-H. Lathrop, and T. Lozano-Pérez. Solving the multiple instance problem with axis-parallel rectangles. *Artificial Intelligence*, 89(1):31–71, 1997.
- R.-E. Fan, K.-W. Chang, C.-J. Hsieh, X.-R. Wang, and C.-J. Lin. Liblinear: a library for large linear classification. *Journal of Machine Learning Research*, 9:1871–1874, 2008.
- P.-W. Foltz, W. Kintsch, and T.-K. Landauer. The measurement of textual coherence with latent semantic analysis. *Discourse processes*, 25(2-3):285–307, 1998.
- J.-R. Foulds and E. Frank. A review of multi-instance learning assumptions. *Knowledge Engineering Review*, 25(1):1–25, 2010.
- Y.-H. Guo. Convex subspace representation learning from multi-view data. In *Proceedings of the 27th AAAI Conference on Artificial Intelligence*, pages 387–393, 2013.
- C.-J. Hsieh and I.-S. Dhillon. Fast coordinate descent methods with variable selection for non-negative matrix factorization. In *Proceedings of the 17th ACM SIGKDD International Conference on Knowledge Discovery and Data Mining*, pages 1064–1072, 2011.
- K.-S. Jones. A statistical interpretation of term specificity and its application in retrieval. *Journal of Documentation*, 28(1):11–21, 1972.
- W. Li, L.-X. Duan, I. W. Tsang, and D. Xu. Co-labeling: a new multi-view learning approach for ambiguous problems. In *Proceedings of the 12th IEEE International Conference on Data Mining*, pages 419–428, 2012.

- O. Maron and T. Lozano-Pérez. A framework for multiple-instance learning. *Advances in Neural Information Processing Systems 10*, pages 570–576, 1997.
- M. Mayo and E. Frank. Experiments with multi-view multi-instance learning for supervised image classification. In *Proceedings of the 26th International Conference Image and Vision Computing*, pages 363–369, 2011.
- C.-T. Nguyen, D.-C. Zhan, and Z.-H. Zhou. Multi-modal image annotation with multi-instance multi-label lda. In *Proceedings of the 23rd International Joint Conference on Artificial Intelligence*, pages 1558–1564, 2013.
- S.-J. Pan and Q. Yang. A survey on transfer learning. *IEEE Transactions on Knowledge and Data Engineering*, 22(10):1345–1359, 2010.
- S.-J. Pan, I.-W. Tsang, J.-T. Kwok, and Q. Yang. Domain adaptation via transfer component analysis. *IEEE Transactions on Neural Networks*, 22(2):199–210, 2011.
- W. Pan, E. Xiang, N. Liu, and Q. Yang. Transfer learning in collaborative filtering for sparsity reduction. In *Proceedings of the 24th AAAI Conference on Artificial Intelligence*, pages 230–235, 2010.
- S.-T. Roweis and L.-K. Saul. Nonlinear dimensionality reduction by locally linear embedding. *Science*, 290(5500):2323–2326, 2000.
- W. Wang and Z.-H. Zhou. Analyzing co-training style algorithms. In *Proceedings of the 18th European Conference on Machine Learning*, pages 454–465, 2007.
- W. Wang and Z.-H. Zhou. On multi-view active learning and the combination with semi-supervised learning. In *Proceedings of the 25th international conference on Machine learning*, pages 1152–1159, 2008.
- W. Wang and Z.-H. Zhou. Multi-view active learning in the non-realizable case. In *Advances in Neural Information Processing Systems 23*, pages 2388–2396, 2010a.
- W. Wang and Z.-H. Zhou. A new analysis of co-training. In *Proceedings of the 27th International Conference on Machine Learning*, pages 1135–1142, 2010b.
- D. Zhang, J.-R. He, and R.-D. Lawrence. Mi2ls: multi-instance learning from multiple information sources. In *Proceedings of the 19th ACM SIGKDD International Conference on Knowledge Discovery and Data Mining*, pages 149–157, 2013.
- Z.-H. Zhou, K. Jiang, and M. Li. Multi-instance learning based web mining. *Applied Intelligence*, 22(2): 135–147, 2005.
- Z.-H. Zhou, D.-C. Zhan, and Q. Yang. Semi-supervised learning with very few labeled training examples. In *Proceedings of the 22nd AAAI Conference on Artificial Intelligence*, pages 675–680, Vancouver, Canada, 2007.
- Z.-H. Zhou, Y.-Y. Sun, and Y.-F. Li. Multi-instance learning by treating instances as non-iid samples. In *Proceedings of the 26th International Conference on Machine Learning*, pages 1249–1256, 2009.