
Graph Matching Networks for Learning the Similarity of Graph Structured Objects

Yujia Li¹ Chenjie Gu¹ Thomas Dullien² Oriol Vinyals¹ Pushmeet Kohli¹

Abstract

This paper addresses the challenging problem of retrieval and matching of graph structured objects, and makes two key contributions. First, we demonstrate how Graph Neural Networks (GNN), which have emerged as an effective model for various supervised prediction problems defined on structured data, can be trained to produce embedding of graphs in vector spaces that enables efficient similarity reasoning. Second, we propose a novel Graph Matching Network model that, given a pair of graphs as input, computes a similarity score between them by jointly reasoning on the pair through a new cross-graph attention-based matching mechanism. We demonstrate the effectiveness of our models on different domains including the challenging problem of control-flow-graph based function similarity search that plays an important role in the detection of vulnerabilities in software systems. The experimental analysis demonstrates that our models are not only able to exploit structure in the context of similarity learning but they can also outperform domain-specific baseline systems that have been carefully hand-engineered for these problems.

1. Introduction

Graphs are natural representations for encoding relational structures that are encountered in many domains. Expectedly, computations defined over graph structured data are employed in a wide variety of fields, from the analysis of molecules for computational biology and chemistry (Gilmer et al., 2017; Yan et al., 2005), to the analysis of knowledge graphs or graph structured parses for natural language understanding.

¹DeepMind ²Google. Correspondence to: Yujia Li <yujiali@google.com>.

In the past few years graph neural networks (GNNs) have emerged as an effective class of models for learning representations of structured data and for solving various supervised prediction problems on graphs. Such models are invariant to permutations of graph elements by design and compute graph node representations through a propagation process which iteratively aggregates local structural information (Scarselli et al., 2009; Li et al., 2015; Gilmer et al., 2017). These node representations are then used directly for node classification, or pooled into a graph vector for graph classification. Problems beyond supervised classification or regression are relatively less well-studied for GNNs.

In this paper we study the problem of similarity learning for graph structured objects, which appears in many important real world applications, in particular similarity based retrieval in graph databases. One motivating application is the computer security problem of binary function similarity search, where given a binary which may or may not contain code with known vulnerabilities, we wish to check whether any control-flow-graph in this binary is sufficiently similar to a database of known-vulnerable functions. This helps identify vulnerable statically linked libraries in closed-source software, a recurring problem (CVE, 2010; 2018) for which no good solutions are currently available. Figure 1 shows one example from this application, where the binary functions are represented as control flow graphs annotated with assembly instructions. This similarity learning problem is very challenging as subtle differences can make two graphs be semantically very different, while graphs with different structures can still be similar. A successful model for this problem should therefore (1) exploit the graph structures, and (2) be able to reason about the similarity of graphs both from the graph structures as well as from learned semantics.

In order to solve the graph similarity learning problem, we investigate the use of GNNs in this context, explore how they can be used to embed graphs into a vector space, and learn this embedding model to make similar graphs close in the vector space, and dissimilar graphs far apart. One important property of this model is that, it maps each graph independently to an embedding vector, and then all the similarity computation happens in the vector space. Therefore,

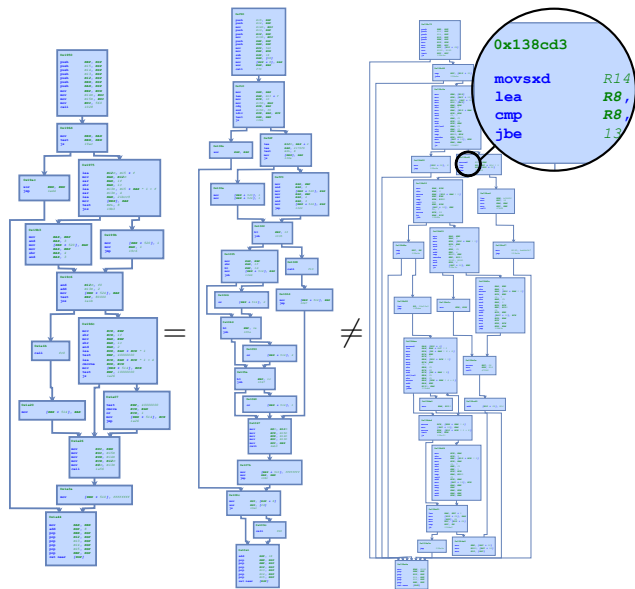


Figure 1. The binary function similarity learning problem. Checking whether two graphs are similar requires reasoning about both the structure as well as the semantics of the graphs. Here the left two control flow graphs correspond to the same function compiled with different compilers (and therefore similar), while the graph on the right corresponds to a different function.

the embeddings of graphs in a large database can be pre-computed and indexed, which enables efficient retrieval with fast nearest neighbor search data structures like k-d trees (Bentley, 1975) or locality sensitive hashing (Gionis et al., 1999).

We further propose an extension to GNNs which we call Graph Matching Networks (GMNs) for similarity learning. Instead of computing graph representations independently for each graph, the GMNs compute a similarity score through a cross-graph attention mechanism to associate nodes across graphs and identify differences. By making the graph representation computation dependent on the pair, this matching model is more powerful than the embedding model, providing a nice accuracy-computation trade-off.

We evaluate the proposed models and baselines on three tasks: a synthetic graph edit-distance learning task which captures structural similarity only, and two real world tasks - binary function similarity search and mesh retrieval, which require reasoning about both the structural and semantic similarity. On all tasks, the proposed approaches outperform established baselines and structure agnostic models; in more detailed ablation studies, we found that the Graph Matching Networks consistently outperform the graph embedding model and Siamese networks.

To summarize, the contributions of this paper are: (1) we demonstrate how GNNs can be used to produce graph em-

beddings for similarity learning; (2) we propose the new Graph Matching Networks that computes similarity through cross-graph attention-based matching; (3) empirically we show that the proposed graph similarity learning models achieve good performance across a range of applications, outperforming structure agnostic models and established hand-engineered baselines.

2. Related Work

Graph Neural Networks and Graph Representation Learning

The history of graph neural networks (GNNs) goes back to at least the early work by Gori et al. (2005) and Scarselli et al. (2009), who proposed to use a propagation process to learn node representations. These models have been further developed by incorporating modern deep learning components (Li et al., 2015; Veličković et al., 2017; Bruna et al., 2013). A separate line of work focuses on generalizing convolutions to graphs (Bruna et al., 2013; Bronstein et al., 2017). Popular graph convolutional networks also compute node updates by aggregating information in local neighborhoods (Kipf & Welling, 2016), making them the same family of models as GNNs. GNNs have been successfully used in many domains (Kipf & Welling, 2016; Veličković et al., 2017; Battaglia et al., 2016; 2018; Niepert et al., 2016; Duvenaud et al., 2015; Gilmer et al., 2017; Dai et al., 2017; Li et al., 2018; Wang et al., 2018a;b). Most of the previous work on GNNs focus on supervised prediction problems (with exceptions like (Dai et al., 2017; Li et al., 2018; Wang et al., 2018a)). The graph similarity learning problem we study in this paper and the new graph matching model can be good additions to this family of models. Independently Al-Rfou et al. (2019) proposed a cross graph matching mechanism similar to ours, for the problem of unsupervised graph representation learning.

Recently Xu et al. (2018); Morris et al. (2018) studied the discriminative power of GNNs and concluded that GNNs are as powerful as the Weisfeiler-Lehman (Weisfeiler & Lehman, 1968) algorithm in terms of distinguishing graphs (isomorphism test). In this paper, however we study the similarity learning problem, i.e. how similar are two graphs, rather than whether two graphs are identical. In this setting, learned models can adapt to the metric we have data for, while hand-coded algorithms can not easily adapt.

Graph Similarity Search and Graph Kernels

Graph similarity search has been studied extensively in database and data mining communities (Yan et al., 2005; Dijkman et al., 2009). The similarity is typically defined by either exact matches (full-graph or sub-graph isomorphism) (Berretti et al., 2001; Shasha et al., 2002; Yan et al., 2004; Srinivasa & Kumar, 2003) or some measure of structural similarity, e.g. in terms of graph edit distances (Willett et al., 1998; Raymond et al., 2002). Most of the approaches proposed in this

direction are not learning-based, and focus on efficiency.

Graph kernels are kernels on graphs designed to capture the graph similarity, and can be used in kernel methods for e.g. graph classification (Vishwanathan et al., 2010; Shervashidze et al., 2011). Popular graph kernels include those that measure the similarity between walks or paths on graphs (Borgwardt & Kriegel, 2005; Kashima et al., 2003; Vishwanathan et al., 2010), kernels based on limited-sized substructures (Horváth et al., 2004; Shervashidze et al., 2009) and kernels based on sub-tree structures (Shervashidze & Borgwardt, 2009; Shervashidze et al., 2011). A recent survey on graph kernels can be found in (Kriege et al., 2019). Graph kernels are usually used in models that may have learned components, but the kernels themselves are hand-designed and motivated by graph theory. They can typically be formulated as first computing the feature vectors for each graph (the kernel embedding), and then take inner product between these vectors to compute the kernel value. One exception is (Yanardag & Vishwanathan, 2015) where the co-occurrence of graph elements (substructures, walks, etc.) are learned, but the basic elements are still hand-designed. Compared to these approaches, our graph neural network based similarity learning framework learns the similarity metric end-to-end.

Distance Metric Learning Learning a distance metric between data points is the key focus of the area of metric learning. Most of the early work on metric learning assumes that the data already lies in a vector space, and only a linear metric matrix is learned to properly measure the distance in this space to group similar examples together and dissimilar examples to be far apart (Xing et al., 2003; Weinberger & Saul, 2009; Davis et al., 2007). More recently the ideas of distance metric learning and representation learning have been combined in applications like face verification, where deep convolutional neural networks are learned to map similar images to similar representation vectors (Chopra et al., 2005; Hu et al., 2014; Sun et al., 2014). In this paper, we focus on representation and similarity metric learning for graphs, and our graph matching model goes one step beyond the typical representation learning methods by modeling the cross-graph matchings.

Siamese Networks Siamese networks (Bromley et al., 1994; Baldi & Chauvin, 1993) are a family of neural network models for visual similarity learning. These models typically consist of two networks with shared parameters applied to two input images independently to compute representations, a small network is then used to fuse these representations and compute a similarity score. They can be thought of as learning both the representations and the similarity metric. Siamese networks have achieved great success in many visual recognition and verification tasks (Bromley et al., 1994; Baldi & Chauvin, 1993; Koch et al., 2015;

Bertinetto et al., 2016; Zagoruyko & Komodakis, 2015). In the experiments we adapt Siamese networks to handle graphs, but found our graph matching networks to be more powerful as they do cross-graph computations and therefore fuse information from both graphs early in the computation process. Independent of our work, recently (Shyam et al., 2017) proposed a cross-example attention model for visual similarity as an alternative to Siamese networks based on similar motivations and achieved good results.

3. Deep Graph Similarity Learning

Given two graphs $G_1 = (V_1, E_1)$ and $G_2 = (V_2, E_2)$, we want a model that produces the similarity score $s(G_1, G_2)$ between them. Each graph $G = (V, E)$ is represented as sets of nodes V and edges E , optionally each node $i \in V$ can be associated with a feature vector \mathbf{x}_i , and each edge $(i, j) \in E$ associated with a feature vector \mathbf{x}_{ij} . These features can represent, e.g. type of a node, direction of an edge, etc. If a node or an edge does not have any associated features, we set the corresponding vector to a constant vector of 1s. We propose two models for graph similarity learning: a model based on standard GNNs for learning graph embeddings, and the new and more powerful GMNs. The two models are illustrated in Figure 2.

3.1. Graph Embedding Models

Graph embedding models embed each graph into a vector, and then use a similarity metric in that vector space to measure the similarity between graphs. Our GNN embedding model comprises 3 parts: (1) an encoder, (2) propagation layers, and (3) an aggregator.

Encoder The encoder maps the node and edge features to initial node and edge vectors through separate MLPs:

$$\begin{aligned} \mathbf{h}_i^{(0)} &= \text{MLP}_{\text{node}}(\mathbf{x}_i), \quad \forall i \in V \\ \mathbf{e}_{ij} &= \text{MLP}_{\text{edge}}(\mathbf{x}_{ij}), \quad \forall (i, j) \in E. \end{aligned} \quad (1)$$

Propagation Layers A propagation layer maps a set of node representations $\{\mathbf{h}_i^{(t)}\}_{i \in V}$ to new node representations $\{\mathbf{h}_i^{(t+1)}\}_{i \in V}$, as the following:

$$\begin{aligned} \mathbf{m}_{j \rightarrow i} &= f_{\text{message}}(\mathbf{h}_i^{(t)}, \mathbf{h}_j^{(t)}, \mathbf{e}_{ij}) \\ \mathbf{h}_i^{(t+1)} &= f_{\text{node}}\left(\mathbf{h}_i^{(t)}, \sum_{j: (j,i) \in E} \mathbf{m}_{j \rightarrow i}\right) \end{aligned} \quad (2)$$

Here f_{message} is typically an MLP on the concatenated inputs, and f_{node} can be either an MLP or a recurrent neural network core, e.g. RNN, GRU or LSTM (Li et al., 2015). To aggregate the messages, we use a simple sum which may be alternatively replaced by other commutative operators such as mean, max or the attention-based weighted sum (Veličković et al., 2017). Through multiple layers of propagation, the representation for each node will accumulate information in its local neighborhood.

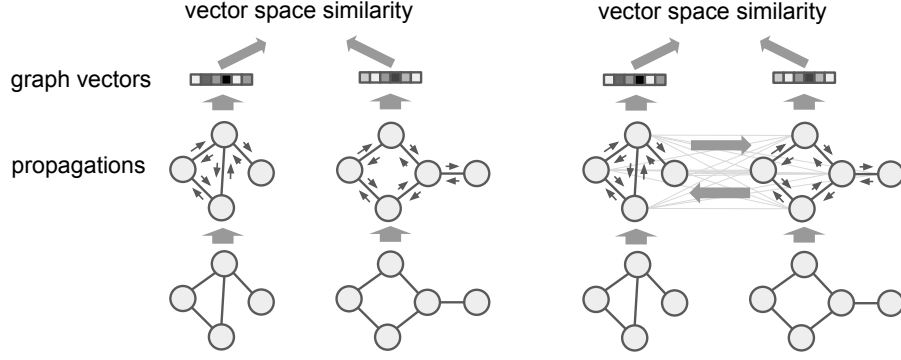


Figure 2. Illustration of the graph embedding (left) and matching models (right).

Aggregator After a certain number T rounds of propagations, an aggregator takes the set of node representations $\{\mathbf{h}_i^{(T)}\}$ as input, and computes a graph level representation $\mathbf{h}_G = f_G(\{\mathbf{h}_i^{(T)}\})$. We use the following aggregation module proposed in (Li et al., 2015),

$$\mathbf{h}_G = \text{MLP}_G \left(\sum_{i \in V} \sigma(\text{MLP}_{\text{gate}}(\mathbf{h}_i^{(T)})) \odot \text{MLP}(\mathbf{h}_i^{(T)}) \right), \quad (3)$$

which transforms node representations and then uses a weighted sum with gating vectors to aggregate across nodes. The weighted sum can help filtering out irrelevant information, it is more powerful than a simple sum and also works significantly better empirically.

After the graph representations \mathbf{h}_{G_1} and \mathbf{h}_{G_2} are computed for the pair (G_1, G_2) , we compute the similarity between them using a similarity metric in the vector space, for example the Euclidean, cosine or Hamming similarities.

Note that without the propagation layers (or with 0 propagation steps), this model becomes an instance of the Deep Set (Zaheer et al., 2017) or PointNet (Qi et al., 2017), which does computation on the individual nodes, and then pool the node representations into a representation for the whole graph. Such a model, however, ignores the structure and only treats the data as a set of independent nodes.

3.2. Graph Matching Networks

Graph matching networks take a pair of graphs as input and compute a similarity score between them. Compared to the embedding models, these matching models compute the similarity score jointly on the pair, rather than first independently mapping each graph to a vector. Therefore these models are potentially stronger than the embedding models, at the cost of some extra computation efficiency.

We propose the following graph matching network, which changes the node update module in each propagation layer to take into account not only the aggregated messages on

the edges for each graph as before, but also a cross-graph matching vector which measures how well a node in one graph can be matched to one or more nodes in the other:

$$\mathbf{m}_{j \rightarrow i} = f_{\text{message}}(\mathbf{h}_i^{(t)}, \mathbf{h}_j^{(t)}, \mathbf{e}_{ij}), \forall (i, j) \in E_1 \cup E_2 \quad (4)$$

$$\boldsymbol{\mu}_{j \rightarrow i} = f_{\text{match}}(\mathbf{h}_i^{(t)}, \mathbf{h}_j^{(t)}), \quad \forall i \in V_1, j \in V_2, \text{ or } i \in V_2, j \in V_1 \quad (5)$$

$$\mathbf{h}_i^{(t+1)} = f_{\text{node}} \left(\mathbf{h}_i^{(t)}, \sum_j \mathbf{m}_{j \rightarrow i}, \sum_{j'} \boldsymbol{\mu}_{j' \rightarrow i} \right) \quad (6)$$

$$\mathbf{h}_{G_1} = f_G(\{\mathbf{h}_i^{(T)}\}_{i \in V_1}) \quad (7)$$

$$\mathbf{h}_{G_2} = f_G(\{\mathbf{h}_i^{(T)}\}_{i \in V_2}) \quad (8)$$

$$s = f_s(\mathbf{h}_{G_1}, \mathbf{h}_{G_2}). \quad (9)$$

Here f_s is a standard vector space similarity between \mathbf{h}_{G_1} and \mathbf{h}_{G_2} . f_{match} is a function that communicates cross-graph information, which we propose to use an attention-based module:

$$a_{j \rightarrow i} = \frac{\exp(s_h(\mathbf{h}_i^{(t)}, \mathbf{h}_j^{(t)}))}{\sum_{j'} \exp(s_h(\mathbf{h}_i^{(t)}, \mathbf{h}_{j'}^{(t)}))}, \quad (10)$$

$$\boldsymbol{\mu}_{j \rightarrow i} = a_{j \rightarrow i} (\mathbf{h}_i^{(t)} - \mathbf{h}_j^{(t)})$$

and therefore,

$$\sum_j \boldsymbol{\mu}_{j \rightarrow i} = \sum_j a_{j \rightarrow i} (\mathbf{h}_i^{(t)} - \mathbf{h}_j^{(t)}) = \mathbf{h}_i^{(t)} - \sum_j a_{j \rightarrow i} \mathbf{h}_j^{(t)}. \quad (11)$$

s_h is again a vector space similarity metric, like Euclidean or cosine similarity, $a_{j \rightarrow i}$ are the attention weights, and $\sum_j \boldsymbol{\mu}_{j \rightarrow i}$ intuitively measures the difference between $\mathbf{h}_i^{(t)}$ and its closest neighbor in the other graph. Note that because of the normalization in $a_{j \rightarrow i}$, the function f_{match} implicitly depends on the whole set of $\{\mathbf{h}_j^{(t)}\}$, which we omitted in Eq. 10 for a cleaner notation. Since attention weights are required for every pair of nodes across two graphs, this operation has a computation cost of $O(|V_1||V_2|)$, while for the

GNN embedding model the cost for each round of propagation is $O(|V| + |E|)$. The extra power of the GMNs comes from utilizing the extra computation.

Note By construction, the attention module has a nice property that, when the two graphs can be perfectly matched, and when the attention weights are peaked at the exact match, we have $\sum_j \mu_{j \rightarrow i} = \mathbf{0}$, which means the cross-graph communications will be reduced to zero vectors, and the two graphs will continue to compute identical representations in the next round of propagation. On the other hand, the differences across graphs will be captured in the cross-graph matching vector $\sum_j \mu_{j \rightarrow i}$, which will be amplified through the propagation process, making the matching model more sensitive to these differences.

Compared to the graph embedding model, the matching model has the ability to change the representation of the graphs based on the other graph it is compared against. The model will adjust graph representations to make them become more different if they do not match.

3.3. Learning

The proposed graph similarity learning models can be trained on a set of example pairs or triplets. Pairwise training requires us to have a dataset of pairs labeled as positive (similar) or negative (dissimilar), while triplet training only needs relative similarity, i.e. whether G_1 is closer to G_2 or G_3 . We describe the losses on pairs and triplets we used below, which are then optimized with gradient descent based algorithms.

When using Euclidean similarity, we use the following margin-based pairwise loss:

$$L_{\text{pair}} = \mathbb{E}_{(G_1, G_2, t)}[\max\{0, \gamma - t(1 - d(G_1, G_2))\}], \quad (12)$$

where $t \in \{-1, 1\}$ is the label for this pair, $\gamma > 0$ is a margin parameter, and $d(G_1, G_2) = \|\mathbf{h}_{G_1} - \mathbf{h}_{G_2}\|^2$ is the Euclidean distance. This loss encourages $d(G_1, G_2) < 1 - \gamma$ when the pair is similar ($t = 1$), and $d(G_1, G_2) > 1 + \gamma$ when $t = -1$. Given triplets where G_1 and G_2 are closer than G_1 and G_3 , we optimize the following margin-based triplet loss:

$$L_{\text{triplet}} = \mathbb{E}_{(G_1, G_2, G_3)}[\max\{0, d(G_1, G_2) - d(G_1, G_3) + \gamma\}]. \quad (13)$$

This loss encourages $d(G_1, G_2)$ to be smaller than $d(G_1, G_3)$ by at least a margin γ .

For applications where it is necessary to search through a large database of graphs with low latency, it is beneficial to have the graph representation vectors be binary, i.e. $\mathbf{h}_G \in \{-1, 1\}^H$, so that efficient nearest neighbor search algorithms (Gionis et al., 1999) may be applied. In such cases, we can minimize the Hamming distance of positive

pairs and maximize it for negative pairs. With this restriction the graph vectors can no longer freely occupy the whole Euclidean space, but we gain the efficiency for fast retrieval and indexing. To achieve this we propose to pass the \mathbf{h}_G vectors through a \tanh transformation, and optimize the following pair and triplet losses:

$$\begin{aligned} L_{\text{pair}} &= \mathbb{E}_{(G_1, G_2, t)}[(t - s(G_1, G_2))^2]/4, \quad \text{and} \quad (14) \\ L_{\text{triplet}} &= \mathbb{E}_{(G_1, G_2, G_3)}[(s(G_1, G_2) - 1)^2 + \\ &\quad (s(G_1, G_3) + 1)^2]/8, \quad (15) \end{aligned}$$

where $s(G_1, G_2) = \frac{1}{H} \sum_{i=1}^H \tanh(h_{G_1 i}) \cdot \tanh(h_{G_2 i})$ is the approximate average Hamming similarity. Both losses are bounded in $[0, 1]$, and they push positive pairs to have Hamming similarity close to 1, and negative pairs to have similarity close to -1. We found these losses to be a bit more stable than margin based losses for Hamming similarity.

4. Experiments

In this section, we evaluate the graph similarity learning (GSL) framework and the graph embedding (GNNs) and graph matching networks (GMNs) on three tasks and compare these models with other competing methods. Overall the empirical results demonstrate that the GMNs excel on graph similarity learning, consistently outperforming all other approaches.

4.1. Learning Graph Edit Distances

Problem Background Graph edit distance between graphs G_1 and G_2 is defined as the minimum number of edit operations needed to transform G_1 to G_2 . Typically the edit operations include add/remove/substitute nodes and edges. Graph edit distance is naturally a measure of similarity between graphs and has many applications in graph similarity search (Dijkman et al., 2009; Zeng et al., 2009; Gao et al., 2010). However computing the graph edit distance is NP-hard in general (Zeng et al., 2009), therefore approximations have to be used. Through this experiment we show that the GSL models can learn structural similarity between graphs on very challenging problems.

Training Setup We generated training data by sampling random binomial graphs G_1 with n nodes and edge probability p (Erdős & Rényi, 1959), and then create positive example G_2 by randomly substituting k_p edges from G_1 with new edges, and negative example G_3 by substituting k_n edges from G_1 , where $k_p < k_n$ ¹. A model needs to predict a higher similarity score for positive pair (G_1, G_2)

¹Note that even though G_2 is created with k_p edge substitutions from G_1 , the actual edit-distance between G_1 and G_2 can be smaller than k_p due to symmetry and isomorphism, same for G_3 and k_n . However the probability of such cases is typically low and decreases rapidly with increasing graph sizes.

Graph Distribution	WL kernel	GNN	GMN
$n = 20, p = 0.2$	80.8 / 83.2	88.8 / 94.0	95.0 / 95.6
$n = 20, p = 0.5$	74.5 / 78.0	92.1 / 93.4	96.6 / 98.0
$n = 50, p = 0.2$	93.9 / 97.8	95.9 / 97.2	97.4 / 97.6
$n = 50, p = 0.5$	82.3 / 89.0	88.5 / 91.0	93.8 / 92.6

Table 1. Comparing the graph embedding (GNN) and matching (GMN) models trained on graphs from different distributions with the baseline, measuring pair AUC / triplet accuracy ($\times 100$).

than negative pair (G_1, G_3). Throughout the experiments we fixed the dimensionality of node vectors to 32, and the dimensionality of graph vectors to 128 without further tuning. We also tried different number of propagation steps T from 1 to 5, and observed consistently better performance with increasing T . The results reported in this section are all with $T = 5$ unless stated otherwise. More details are included in Appendix B.1.

Baseline We compare our models with the popular Weisfeiler Lehman (WL) kernel (Shervashidze et al., 2011), which has been shown to be very competitive on graph classification tasks and the Weisfeiler Lehman algorithm behind this kernel is a strong method for checking graph isomorphism (edit distance of 0), a closely related task (Weisfeiler & Lehman, 1968; Shervashidze et al., 2011).

Evaluation The performance of different models are evaluated using two metrics: (1) pair AUC - the area under the ROC curve for classifying pairs of graphs as similar or not on a fixed set of 1000 pairs and (2) triplet accuracy - the accuracy of correctly assigning higher similarity to the positive pair in a triplet than the negative pair on a fixed set of 1000 triplets.

Results We trained and evaluated the GSL models on graphs of a few specific distributions with different n, p , with $k_p = 1$ and $k_n = 2$ fixed. The evaluation results are shown in Table 1. We can see that by learning on graphs of specific distributions, the GSL models are able to do better than generic baselines, and the GMNs consistently outperform the embedding model (GNNs). Note that this result does not contradict with the conclusion by Xu et al. (2018); Morris et al. (2018), as we are learning a similarity metric, rather than doing an isomorphism test, and our model can do better than the WL-kernel with learning.

For the GMNs, we can visualize the cross-graph attention to gain further insight into how it is working. Figure 3 shows two examples of this for a matching model trained with n sampled from $[20, 50]$, tested on graphs of 10 nodes. The cross-graph attention weights are shown in green, with the scale of the weights shown as the transparency of the green edges. We can see that the attention weights can align nodes well when the two graphs match, and tend to focus on nodes with higher degrees when they don't. However the pattern is not as interpretable as in standard attention models.

More experiments on generalization capabilities of these models (train on small graphs, test on larger graphs, train on graphs with some k_p, k_n combinations, test on others) and visualizations are included in Appendix B.1 and C.

4.2. Control Flow Graph based Binary Function Similarity Search

Problem Background Binary function similarity search is an important problem in computer security. The need to analyze and search through binaries emerges when we do not have access to the source code, for example when dealing with commercial or embedded software or suspicious executables. Combining a disassembler and a code analyzer, we can extract a control-flow graph (CFG) which contains all the information in a binary function in a structured format. See Figure 1 and Appendix B.2 for a few example CFGs. In a CFG, each node is a basic block of assembly instructions, and the edges between nodes represent the control flow, indicated by for example a jump or a return instruction used in branching, loops or function calls. In this section, we target the vulnerability search problem, where a piece of binary known to have some vulnerabilities is used as the query, and we search through a library to find similar binaries that may have the same vulnerabilities.² Accurate identification of similar vulnerabilities enables security engineers to quickly narrow down the search space and apply patches.

In the past the binary function similarity search problem has been tackled with classical graph theoretical matching algorithms (Eschweiler et al., 2016; Pewny et al., 2015), and Xu et al. (2017) and Feng et al. (2016) proposed to learn embeddings of CFGs and do similarity search in the embedding space. Xu et al. (2017) in particular proposed an embedding method based on graph neural networks, starting from some hand selected feature vectors for each node. Here we study further the performance of graph embedding and matching models, with pair and triplet training, different number of propagation steps, and learning node features from the assembly instructions.

Training Setup and Baseline We train and evaluate our model on data generated by compiling the popular open source video processing software `ffmpeg` using different compilers `gcc` and `clang`, and different compiler optimization levels, which results in 7940 functions and roughly 8 CFGs per function. The average size of the CFGs is around 55 nodes per graph, with some larger graphs having up to a few thousand nodes (see Appendix B.2 for more detailed statistics). Different compiler optimization levels result in CFGs of very different sizes for the same function. We split the data and used 80% functions and the associated

²Note that our formulation is general and can also be applied to source code directly if they are available.

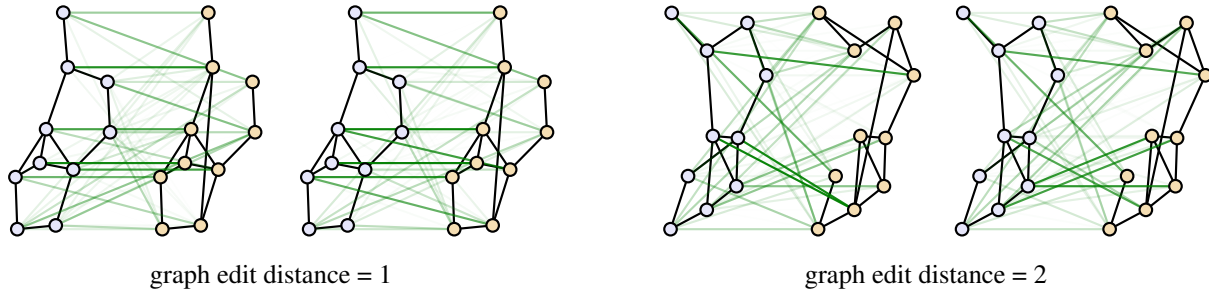


Figure 3. Visualization of cross-graph attention for GMNs after 5 propagation layers. In each pair of graphs the left figure shows the attention from left graph to the right, the right figure shows the opposite.

CFGs for training, 10% for validation and 10% for testing. The models were trained to learn a similarity metric on CFGs such that the CFGs for the same function have high similarity, and low similarity otherwise. Once trained, this similarity metric can be used to search through library of binaries and be invariant to compiler type and optimization levels.

We compare our graph embedding and matching models with Google’s open source function similarity search tool (Dullien, 2018), which has been used to successfully find vulnerabilities in binaries in the past. This tool computes representations of CFGs through a hand-engineered graph hashing process which encodes the neighborhood structure of each node by hashing the degree sequence from a traversal of a 3-hop neighborhood, and also encodes the assembly instructions for each basic block by hashing the trigrams of assembly instruction types. These features are then combined by using a SimHash-style (Charikar, 2002) algorithm with learned weights to form a 128-dimensional binary code. An LSH-based search index is then used to perform approximate nearest neighbor search using hamming distance.

Following (Dullien, 2018), we also map the CFGs to 128-dimensional binary vectors, and use the Hamming similarity formulation described in Section 3 for training. We further studied two variants of the data, one that only uses the graph structure, and one that uses both the graph structure and the assembly instructions with learned node features. When assembly instructions are available, we embed each instruction type into a vector, and then sum up all the embedding vectors for instructions in a basic block as the initial representation vector (the x_i ’s) for each node, these embeddings are learned jointly with the rest of the model.

Results Figure 4 shows the performance of different models with different number of propagation steps and in different data settings. We again evaluate the performance of these models on pair AUC and triplet accuracy on fixed sets of pairs and triplets from the test set. It is clear from results that: (1) the performance of both the graph embedding and matching models consistently go up with more propagation steps, and in particular significantly outperforming the structure agnostic model special case which uses 0 propaga-

tion steps; (2) the graph embedding model is consistently better than the baselines with enough propagation steps; and (3) graph matching models outperforms the embedding models across all settings and propagation steps. Additionally, we have tried the WL kernel on this task using only the graph structure, and it achieved 0.619 AUC and 24.5% triplet accuracy. This is not surprising as the WL kernel is not designed for solving this task, while our models learn the features useful for the task of interest, and can achieve better performance than generic similarity metrics.

4.3. More Baselines and Ablation Studies

In this section, we carefully examine the effects of the design decisions we made in the GMN model and compare it against a few more alternatives. In particular, we evaluate the popular Graph Convolutional Network (GCN) model by Kipf & Welling (2016) as an alternative to our GNN model, and Siamese versions of the GNN/GCN embedding models. The GCN model replaces the message passing in Eq. 2 with graph convolutions, and the Siamese model predicts a distance value by concatenating two graph vectors and then pass through a 2 layer MLP. The comparison with Siamese networks can in particular show the importance of the cross-graph attention early on in the similarity computation process, as Siamese networks fuse the representations for 2 graphs only at the very end.

We focus on the function similarity search task, and also conduct experiments on an extra COIL-DEL mesh graph dataset (Riesen & Bunke, 2008), which contains 100 classes of mesh graphs corresponding to 100 types of objects. We treat graphs in the same class as similar, and used identical setup as the function similarity search task for training and evaluation.

Table 2 summarizes the experiment results, which clearly show that: (1) the GNN embedding model is a competitive model (more powerful than the GCN model); (2) using Siamese network architecture to learn similarity on top of graph representations is better than using a prespecified similarity metric (Euclidean, Hamming etc.); (3) the GMNs outperform the Siamese models showing the importance of

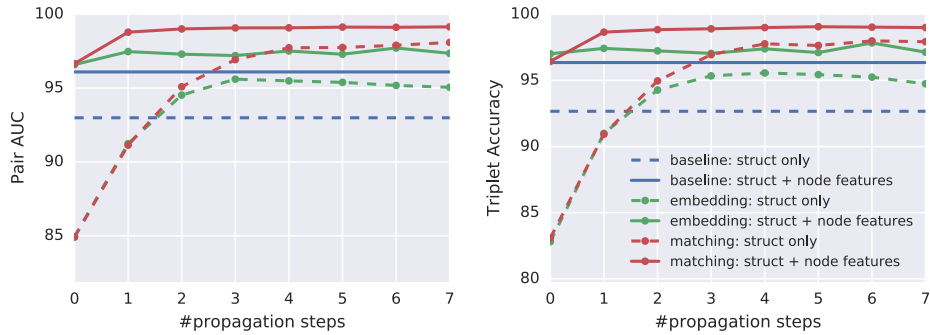


Figure 4. Performance ($\times 100$) of different models on the binary function similarity search task.

Model	Pair AUC	Triplet Acc
Baseline	96.09	96.35
GCN	96.67	96.57
Siamese-GCN	97.54	97.51
GNN	97.71	97.83
Siamese-GNN	97.76	97.58
GMN	99.28	99.18

Function Similarity Search

Model	Pair AUC	Triplet Acc
GCN	94.80	94.95
Siamese-GCN	95.90	96.10
GNN	98.58	98.70
Siamese-GNN	98.76	98.55
GMN	98.97	98.80

COIL-DEL

Table 2. More results on the function similarity search task and the extra COIL-DEL dataset.

cross-graph information communication early in the computation process.

5. Conclusions and Discussion

In this paper we studied the problem of graph similarity learning using graph neural networks. Compared to standard prediction problems for graphs, similarity learning poses a unique set of challenges and potential benefits. For example, the graph embedding models can be learned through a classification setting when we do have a set of classes in the dataset, but formulating it as a similarity learning problem can handle cases where we have a very large number of classes and only very few examples for each class. The representations learned from the similarity learning setting can also easily generalize to data from classes unseen during training (zero-shot generalization).

We proposed the new graph matching networks as a stronger alternative to the graph embedding models. The added power for the graph matching models comes from the fact that they are not independently mapping each graph to an embedding, but rather doing comparisons at all levels across the pair of graphs, in addition to the embedding computation. The model can then learn to properly allocate capacity toward the embedding part or the matching part. The price to pay for this expressivity is the added computation cost in two aspects: (1) since each cross-graph matching step requires the computation of the full attention matrices, which requires at least $O(|V_1||V_2|)$ time, this may be expensive for large graphs; (2) the matching models operate on pairs, and

cannot directly be used for indexing and searching through large graph databases. Therefore it is best to use the graph matching networks when we (1) only care about the similarity between individual pairs, or (2) use them in a retrieval setting together with a faster filtering model like the graph embedding model or standard graph similarity search methods, to narrow down the search to a smaller candidate set, and then use the more expensive matching model to rerank the candidates to improve precision.

Developing neural models for graph similarity learning is an important research direction with many applications. There are still many interesting challenges to resolve, for example to improve the efficiency of the matching models, study different matching architectures, adapt the GNN capacity to graphs of different sizes, and applying these models to new application domains. We hope our work can spur further research in this direction.

References

CVE-2010-0188. Available from MITRE, CVE-ID CVE-2010-0188., 2010. URL <https://cve.mitre.org/cgi-bin/cvename.cgi?name=cve-2010-0188>.

CVE-2018-0986. Available from MITRE, CVE-ID CVE-2018-0986., 2018. URL <https://cve.mitre.org/cgi-bin/cvename.cgi?name=CVE-2018-0986>.

Al-Rfou, R., Zelle, D., and Perozzi, B. Ddgc: Learning

- graph representations for deep divergence graph kernels. *arXiv preprint arXiv:1904.09671*, 2019.
- Baldi, P. and Chauvin, Y. Neural networks for fingerprint recognition. *Neural Computation*, 5(3):402–418, 1993.
- Battaglia, P., Pascanu, R., Lai, M., Rezende, D. J., and Kavukcuoglu, K. Interaction networks for learning about objects, relations and physics. In *Advances in neural information processing systems*, pp. 4502–4510, 2016.
- Battaglia, P. W., Hamrick, J. B., Bapst, V., Sanchez-Gonzalez, A., Zambaldi, V., Malinowski, M., Tacchetti, A., Raposo, D., Santoro, A., Faulkner, R., Gulcehre, C., Song, F., Ballard, A., Gilmer, J., Dahl, G., Vaswani, A., Allen, K., Nash, C., Langston, V., Dyer, C., Heess, N., Wierstra, D., Kohli, P., Botvinick, M., Vinyals, O., Li, Y., and Pascanu, R. Relational inductive biases, deep learning, and graph networks. *arXiv preprint arXiv:1806.01261*, 2018.
- Bentley, J. L. Multidimensional binary search trees used for associative searching. *Communications of the ACM*, 18(9):509–517, 1975.
- Berretti, S., Del Bimbo, A., and Vicario, E. Efficient matching and indexing of graph models in content-based retrieval. *IEEE Transactions on Pattern Analysis and Machine Intelligence*, 23(10):1089–1105, 2001.
- Bertinetto, L., Valmadre, J., Henriques, J. F., Vedaldi, A., and Torr, P. H. Fully-convolutional siamese networks for object tracking. In *European conference on computer vision*, pp. 850–865. Springer, 2016.
- Borgwardt, K. M. and Kriegel, H.-P. Shortest-path kernels on graphs. In *Data Mining, Fifth IEEE International Conference on*, pp. 8–pp. IEEE, 2005.
- Bromley, J., Guyon, I., LeCun, Y., Säckinger, E., and Shah, R. Signature verification using a "siamese" time delay neural network. In *Advances in Neural Information Processing Systems*, pp. 737–744, 1994.
- Bronstein, M. M., Bruna, J., LeCun, Y., Szlam, A., and Vandergheynst, P. Geometric deep learning: going beyond euclidean data. *IEEE Signal Processing Magazine*, 34(4): 18–42, 2017.
- Bruna, J., Zaremba, W., Szlam, A., and LeCun, Y. Spectral networks and locally connected networks on graphs. *arXiv preprint arXiv:1312.6203*, 2013.
- Charikar, M. S. Similarity estimation techniques from rounding algorithms. In *Proceedings of the Thiry-fourth Annual ACM Symposium on Theory of Computing, STOC '02*, pp. 380–388, New York, NY, USA, 2002. ACM. ISBN 1-58113-495-9. doi: 10.1145/509907.509965. URL <http://doi.acm.org/10.1145/509907.509965>.
- Chopra, S., Hadsell, R., and LeCun, Y. Learning a similarity metric discriminatively, with application to face verification. In *Computer Vision and Pattern Recognition, 2005. CVPR 2005. IEEE Computer Society Conference on*, volume 1, pp. 539–546. IEEE, 2005.
- Dai, H., Khalil, E., Zhang, Y., Dilkina, B., and Song, L. Learning combinatorial optimization algorithms over graphs. In *Advances in Neural Information Processing Systems*, pp. 6351–6361, 2017.
- Davis, J. V., Kulis, B., Jain, P., Sra, S., and Dhillon, I. S. Information-theoretic metric learning. In *Proceedings of the 24th international conference on Machine learning (ICML)*, pp. 209–216, 2007.
- Dijkman, R., Dumas, M., and García-Bañuelos, L. Graph matching algorithms for business process model similarity search. In *International Conference on Business Process Management*, pp. 48–63. Springer, 2009.
- Dullien, T. `functionsimsearch`. <https://github.com/google/functionsimsearch>, 2018. Accessed: 2018-05-14.
- Duvenaud, D. K., Maclaurin, D., Iparraguirre, J., Bombarell, R., Hirzel, T., Aspuru-Guzik, A., and Adams, R. P. Convolutional networks on graphs for learning molecular fingerprints. In *Advances in neural information processing systems*, pp. 2224–2232, 2015.
- Erdős, P. and Rényi, A. On random graphs, i. *Publicationes Mathematicae (Debrecen)*, 6:290–297, 1959.
- Eschweiler, S., Yakdan, K., and Gerhards-Padilla, E. `dis-covre`: Efficient cross-architecture identification of bugs in binary code. In *NDSS*, 2016.
- Feng, Q., Zhou, R., Xu, C., Cheng, Y., Testa, B., and Yin, H. Scalable graph-based bug search for firmware images. In *Proceedings of the 2016 ACM SIGSAC Conference on Computer and Communications Security*, pp. 480–491. ACM, 2016.
- Gao, X., Xiao, B., Tao, D., and Li, X. A survey of graph edit distance. *Pattern Analysis and applications*, 13(1): 113–129, 2010.
- Gilmer, J., Schoenholz, S. S., Riley, P. F., Vinyals, O., and Dahl, G. E. Neural message passing for quantum chemistry. *arXiv preprint arXiv:1704.01212*, 2017.
- Gionis, A., Indyk, P., Motwani, R., et al. Similarity search in high dimensions via hashing. In *Vldb*, pp. 518–529, 1999.
- Gori, M., Monfardini, G., and Scarselli, F. A new model for learning in graph domains. In *IEEE International Joint*

- Conference on Neural Networks (IJCNN)*, volume 2, pp. 729–734. IEEE, 2005.
- Horváth, T., Gärtner, T., and Wrobel, S. Cyclic pattern kernels for predictive graph mining. In *Proceedings of the tenth ACM SIGKDD international conference on Knowledge discovery and data mining*, pp. 158–167. ACM, 2004.
- Hu, J., Lu, J., and Tan, Y.-P. Discriminative deep metric learning for face verification in the wild. In *Proceedings of the IEEE Conference on Computer Vision and Pattern Recognition*, pp. 1875–1882, 2014.
- Kashima, H., Tsuda, K., and Inokuchi, A. Marginalized kernels between labeled graphs. In *Proceedings of the 20th international conference on machine learning (ICML-03)*, pp. 321–328, 2003.
- Kingma, D. P. and Ba, J. Adam: A method for stochastic optimization. *arXiv preprint arXiv:1412.6980*, 2014.
- Kipf, T. N. and Welling, M. Semi-supervised classification with graph convolutional networks. *arXiv preprint arXiv:1609.02907*, 2016.
- Koch, G., Zemel, R., and Salakhutdinov, R. Siamese neural networks for one-shot image recognition. In *ICML Deep Learning Workshop*, volume 2, 2015.
- Kriege, N. M., Johansson, F. D., and Morris, C. A survey on graph kernels. *arXiv preprint arXiv:1903.11835*, 2019.
- Li, Y., Tarlow, D., Brockschmidt, M., and Zemel, R. Gated graph sequence neural networks. *arXiv preprint arXiv:1511.05493*, 2015.
- Li, Y., Vinyals, O., Dyer, C., Pascanu, R., and Battaglia, P. Learning deep generative models of graphs. *arXiv preprint arXiv:1803.03324*, 2018.
- Morris, C., Ritzert, M., Fey, M., Hamilton, W. L., Lenssen, J. E., Rattan, G., and Grohe, M. Weisfeiler and leman go neural: Higher-order graph neural networks. *arXiv preprint arXiv:1810.02244*, 2018.
- Niepert, M., Ahmed, M., and Kutzkov, K. Learning convolutional neural networks for graphs. In *International conference on machine learning*, pp. 2014–2023, 2016.
- Pewny, J., Garmany, B., Gawlik, R., Rossow, C., and Holz, T. Cross-architecture bug search in binary executables. In *IEEE Symposium on Security and Privacy (SP)*, pp. 709–724. IEEE, 2015.
- Qi, C. R., Su, H., Mo, K., and Guibas, L. J. Pointnet: Deep learning on point sets for 3d classification and segmentation. In *IEEE Conference on Computer Vision and Pattern Recognition (CVPR)*, 2017.
- Raymond, J. W., Gardiner, E. J., and Willett, P. Rascal: Calculation of graph similarity using maximum common edge subgraphs. *The Computer Journal*, 45(6):631–644, 2002.
- Riesen, K. and Bunke, H. Iam graph database repository for graph based pattern recognition and machine learning. In *Joint IAPR International Workshops on Statistical Techniques in Pattern Recognition (SPR) and Structural and Syntactic Pattern Recognition (SSPR)*, pp. 287–297. Springer, 2008.
- Scarselli, F., Gori, M., Tsoi, A. C., Hagenbuchner, M., and Monfardini, G. The graph neural network model. *IEEE Transactions on Neural Networks*, 20(1):61–80, 2009.
- Shasha, D., Wang, J. T., and Giugno, R. Algorithmics and applications of tree and graph searching. In *Proceedings of the twenty-first ACM SIGMOD-SIGACT symposium on Principles of database systems*, pp. 39–52. ACM, 2002.
- Shervashidze, N. and Borgwardt, K. M. Fast subtree kernels on graphs. In *Advances in neural information processing systems*, pp. 1660–1668, 2009.
- Shervashidze, N., Vishwanathan, S., Petri, T., Mehlhorn, K., and Borgwardt, K. Efficient graphlet kernels for large graph comparison. In *Artificial Intelligence and Statistics*, pp. 488–495, 2009.
- Shervashidze, N., Schweitzer, P., Leeuwen, E. J. v., Mehlhorn, K., and Borgwardt, K. M. Weisfeiler-lehman graph kernels. *Journal of Machine Learning Research*, 12(Sep):2539–2561, 2011.
- Shyam, P., Gupta, S., and Dukkipati, A. Attentive recurrent comparators. *arXiv preprint arXiv:1703.00767*, 2017.
- Srinivasa, S. and Kumar, S. A platform based on the multi-dimensional data model for analysis of bio-molecular structures. In *Proceedings of the VLDB Conference*, pp. 975–986. Elsevier, 2003.
- Sun, Y., Chen, Y., Wang, X., and Tang, X. Deep learning face representation by joint identification-verification. In *Advances in neural information processing systems*, pp. 1988–1996, 2014.
- Vaswani, A., Shazeer, N., Parmar, N., Uszkoreit, J., Jones, L., Gomez, A. N., Kaiser, Ł., and Polosukhin, I. Attention is all you need. In *Advances in Neural Information Processing Systems*, pp. 6000–6010, 2017.
- Veličković, P., Cucurull, G., Casanova, A., Romero, A., Liò, P., and Bengio, Y. Graph attention networks. *arXiv preprint arXiv:1710.10903*, 2017.

- Vishwanathan, S. V. N., Schraudolph, N. N., Kondor, R., and Borgwardt, K. M. Graph kernels. *Journal of Machine Learning Research*, 11(Apr):1201–1242, 2010.
- Wang, T., Liao, R., Ba, J., and Fidler, S. Nervenet: Learning structured policy with graph neural networks. In *ICLR*, 2018a.
- Wang, Y., Sun, Y., Liu, Z., Sarma, S. E., Bronstein, M. M., and Solomon, J. M. Dynamic graph cnn for learning on point clouds. *arXiv preprint arXiv:1801.07829*, 2018b.
- Weinberger, K. Q. and Saul, L. K. Distance metric learning for large margin nearest neighbor classification. *Journal of Machine Learning Research*, 10(Feb):207–244, 2009.
- Weisfeiler, B. and Lehman, A. A reduction of a graph to a canonical form and an algebra arising during this reduction. *Nauchno-Technicheskaya Informatsia*, 2(9): 12–16, 1968.
- Willett, P., Barnard, J. M., and Downs, G. M. Chemical similarity searching. *Journal of chemical information and computer sciences*, 38(6):983–996, 1998.
- Xing, E. P., Jordan, M. I., Russell, S. J., and Ng, A. Y. Distance metric learning with application to clustering with side-information. In *Advances in neural information processing systems*, pp. 521–528, 2003.
- Xu, K., Hu, W., Leskovec, J., and Jegelka, S. How powerful are graph neural networks? *arXiv preprint arXiv:1810.00826*, 2018.
- Xu, X., Liu, C., Feng, Q., Yin, H., Song, L., and Song, D. Neural network-based graph embedding for cross-platform binary code similarity detection. In *Proceedings of the 2017 ACM SIGSAC Conference on Computer and Communications Security*, pp. 363–376. ACM, 2017.
- Yan, X., Yu, P. S., and Han, J. Graph indexing: a frequent structure-based approach. In *Proceedings of the ACM SIGMOD international conference on Management of data*, pp. 335–346. ACM, 2004.
- Yan, X., Yu, P. S., and Han, J. Substructure similarity search in graph databases. In *Proceedings of the ACM SIGMOD international conference on Management of data*, pp. 766–777, 2005.
- Yanardag, P. and Vishwanathan, S. Deep graph kernels. In *Proceedings of the 21th ACM SIGKDD International Conference on Knowledge Discovery and Data Mining*, pp. 1365–1374, 2015.
- Zagoruyko, S. and Komodakis, N. Learning to compare image patches via convolutional neural networks. In *IEEE Conference on Computer Vision and Pattern Recognition (CVPR)*, pp. 4353–4361. IEEE, 2015.
- Zaheer, M., Kottur, S., Ravanbakhsh, S., Poczos, B., Salakhutdinov, R. R., and Smola, A. J. Deep sets. In *Advances in Neural Information Processing Systems*, pp. 3394–3404, 2017.
- Zeng, Z., Tung, A. K., Wang, J., Feng, J., and Zhou, L. Comparing stars: On approximating graph edit distance. *Proceedings of the VLDB*, 2(1):25–36, 2009.